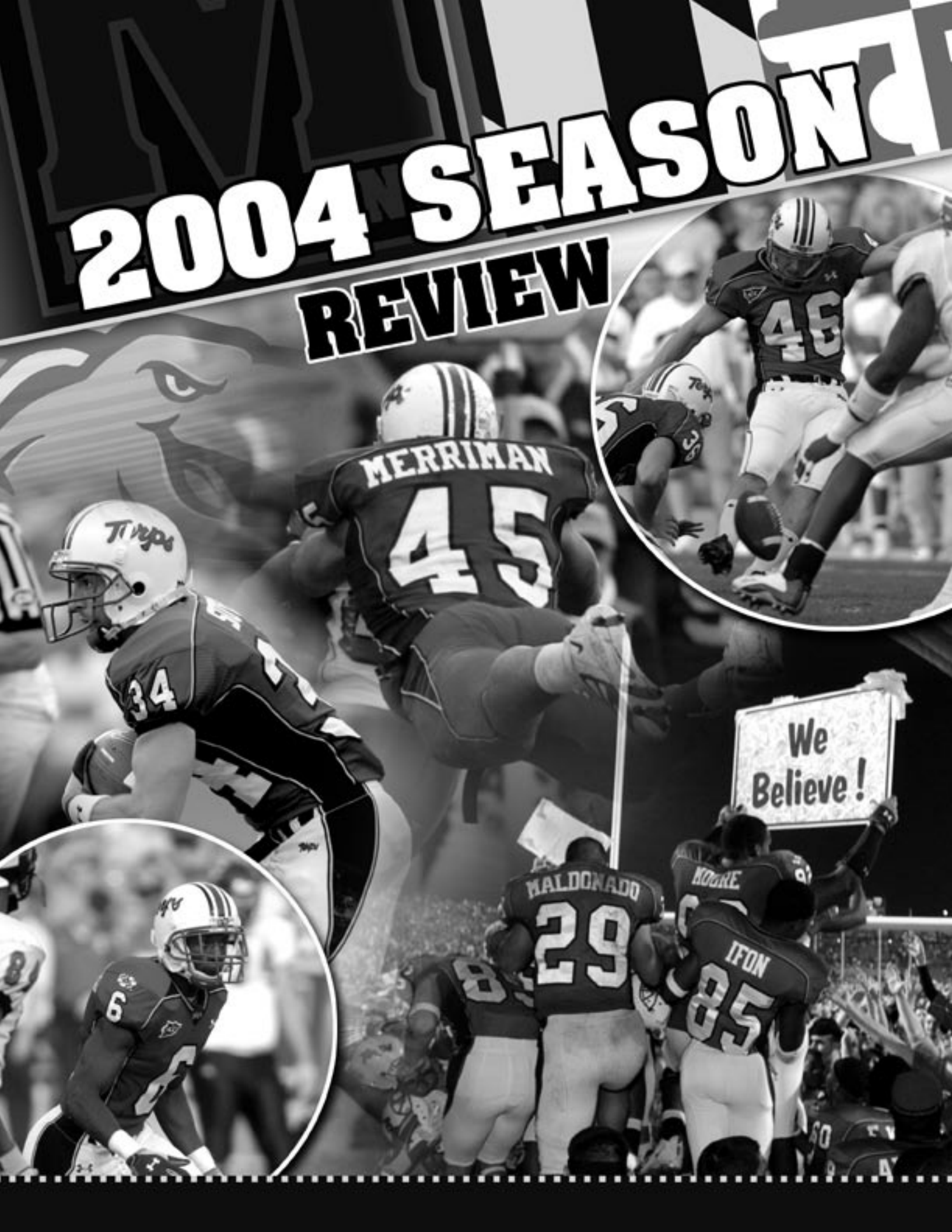


# 2004 SEASON REVIEW



We  
Believe!

MALDONADO

29

ROGUE

IFON

85

34

63

MERRIMAN  
45

46



# 2004 REVIEW NOTEBOOK

## The Season

- The University of Maryland football team completed its 112th season with a 5-6 record, finishing in a tie for eighth in the Atlantic Coast Conference.
- The season was the Terrapins' first sub-500 campaign since 2000, but was not far from being the team's fourth consecutive bowl season. The Terps lost three games by 10 points or less (two of which were three-point losses) with an overtime loss at then No. 7/8 West Virginia and a controversial late loss at Clemson.
- The 2004 season was one marked by all the traits of a young team -- which the Terrapins were. A total of 66 players with two or more years eligibility remaining (i.e. sophomores, redshirt freshmen and true freshmen) comprised the 107-man roster with 19 seniors playing their final games as Terrapins.
- The Terps began the season ranked 22nd in the Associated Press poll and 20th in the *ESPN/USA Today* poll. The team spent a total of seven weeks ranked in the Top 25 with its highest ranking coming in Week 4 when it made it to 21st in the AP and 19th in the coaches' poll.

## Quick Hits, Version 2004

- Maryland's win over NIU was the first to open a season since head coach Friedgen's first year in College Park (2001 vs. North Carolina).
- Half of the Terps who started in the season opener were starting for the first time in their careers: Statham, Lombardo, Davis, Bonham, Haigler, Bolston, Holloway, Kershaw, Kelley, Custis, Scott.
- The Terrapins' home win over Temple was its 13th-straight at Byrd Stadium -- then, the sixth-longest in the nation -- a streak that would end in its next home game (vs. Georgia Tech). Maryland had only lost once in 22 games under Ralph Friedgen to that point at Byrd Stadium and though the season was the first under .500 for the fourth-year coach, the team still finished with a solid 4-2 record at home.
- The Terrapins had several notable offensive performances in their win over Duke. From a team standpoint, the Terps: tied the school record for first downs (35); had the most offensive plays (100) since a school-record 105 against NC State in 1992; posted the most passing yards since throwing for 425 against Wake Forest in the last game of 1993; and finished with the second-most yards (685) in a game under Friedgen (first was 697 against the Blue Devils in 2001).
- The Terrapins churned out 277 yards rushing against the Blue Devils but did so with no back going over 100 yards (**Sammy Maldonado** finished with 99).
- Maryland's 20-7 loss to Georgia Tech was its first loss at home since the 2002 season.

- The Terps held Clemson to 36 yards rushing (an average of 0.9 yards per carry), marking the third time in four games that the Terrapins' opponent had failed to rush for 100 yards or more.
- With the October 30th win over FSU, the Terps defeated the Seminoles for the first time ever in a series that dates to 1966.
- At the time, the Terrapins' win over FSU marked only the eighth by an ACC team over FSU since it joined the league in 1992. The Terps join Virginia (1995), NC State (1998, 2001, 2002), North Carolina (2001), Clemson (2003) and Miami (2004) as ACC victors over the Seminoles.
- The Florida State win marked Maryland's first over a top-five opponent since Oct. 29, 1983, when the Terps downed No. 3 North Carolina, 28-26, at Byrd Stadium. The Terps' last top-10 win was a 35-30 victory on Nov. 17, 1990, at Virginia.
- The Terrapin defense allowed Florida State only 50 rushing yards and 17 points -- the lowest in the series. **Williams Kershaw** and **Omarr Savage** recorded sacks to help the Terps to four on the night.
- **Joel Statham's** rushing touchdown against the Seminoles broke a string of 13 quarters FSU had gone without allowing its opposition to find the end zone.
- With 333 passing yards, Statham threw for the most yards by a Terrapin against Florida State since 1995, when Scott Milanovich threw for 380 in a 59-17 loss in Tallahassee. Statham's 333 yards were also the most against the Seminoles by any player since Nov. 15, 2003, when NC State's Philip Rivers passed for 422 (28-of-38) in a 50-44 double-overtime FSU victory.

- **Josh Allen's** 72-yard catch-and-run in the third quarter against Florida State was the longest play of the season for Maryland. It was also a career-long reception for Allen, his second career receiving touchdown and his first of this season.
- Maryland gave up 55 points to Virginia Tech, the most in Friedgen's tenure at Maryland. A closer look, however, shows that though the defensive performance was not the best of the season, 31 points were scored off of turnovers. What's more, the Maryland defense was not put in a good spot early. Virginia Tech's first four scoring drives averaged 31 yards in length, and the Hokies were afforded six scoring opportunities of 38 yards or less (five touchdowns, one field goal) in the game.
- Josh Allen's 13-yard run in the first quarter against Wake Forest broke a string of eight quarters without a touchdown for Maryland and moved Allen up on the school's all-time rushing TD list. His fifth of the year, the score gave Allen 21 for his career, tying him for sixth all time with Ed "Big Mo" Modzelewski (1949-51).
- With a start in the season finale against Wake Forest, OT **C.J. Brooks** finished his career with 51 starts, most ever by a Maryland player.



**Sammy Maldonado** (left) was the Terps leading rusher in 2004, while **C.J. Brooks** (above) finished his career with a school-record 51 starts to his credit.

## Friedgen's ACCeptional Start

- **Ralph Friedgen** has opened his career as a head coach by setting one coaching record after another and with his fourth season in College Park now complete, he has once again placed his name in several record books for coaching wins.
- In his four years at Maryland, Friedgen has -- season-by-season -- established himself as one of the top coaches in ACC history. His first season featured an ACC championship and 10 wins, his second had him at the top of the record books for second-year mentors with a 21-5 record, and his third year had him atop the record books of third-year ACC coaches with a 31-8 record.
- With 31 wins in those first three years, Friedgen entered 2004 ranked seventh on the NCAA's all-time list for third-year head coaches. Along with Miami's Larry Coker (2nd), he is one of two active coaches on the list that features legendary names like Walter Camp (1st), Barry Switzer (4th) and John Robinson (6th).
- Now with 36 wins, Friedgen heads the list of fourth-year ACC head coaches. With the season-ending win over Wake Forest, he moved ahead of Clemson's Danny Ford who was 35-10-1 in his four years.
- Notably, Friedgen now stands just eight wins from tying Ford for the most wins by an ACC coach in his fifth year. When the 2005 season begins, Friedgen will already rank sixth on that list, tied with long-time friend George O'Leary.

## Select Company

- **Ralph Friedgen's** 36 wins in four years ranks tied for 10th in NCAA Division I-A history for fourth-year coaches. His company on that list is noteworthy.
- Nestled between Nebraska's Tom Osborne (9th) and Boston College's Frank Leahy (12th) stand Friedgen and a coach who Terp fans may recognize -- current defensive coordinator **Gary Blackney**. Blackney posted a 36-8-2 record at Bowling Green from 1991-94.

## Raising the Bar

- With its season-ending win over Wake, Maryland has 36 victories over its last four seasons -- all since **Ralph Friedgen** took over in 2001.
- The Terps' total of 36 wins from 2001-04 is the second-highest four-year win total in school history. Maryland's top effort was 37 wins under Jerry Claiborne from 1975-78.
- This season marked the first time in Friedgen's tenure that the team will have failed to win 10 games. In the 108 years of football prior to Friedgen's arrival, Maryland had never put together three straight *nine*-win seasons, much less 10 like the Terps' did from 2001-03.
- Since 1892, Maryland has had seven 10-win seasons, three of which have come in the last four years.



*Kevin Eli (left) and Chris Kelley helped anchor a Maryland defense that finished the season ranked 20th in the nation in total defense.*

## Defense The Backbone

- When he was hired to come to Maryland, the talk about the mark **Ralph Friedgen** would make in College Park was all about offense. What has been unquestionably the team's most consistent unit in four seasons, however, has been its defense and it is once again proving to be a force in 2004.
- Defensive coordinator **Gary Blackney's** group has been a unit characterized by stopping the run and making teams score by moving the ball through the air. With a scoring average of 18.0 points allowed per game since 2001, that feat has obviously been a tall order for Terrapin foes.
- Just one team -- Georgia -- has finished higher than the Terrapins in scoring defense each of the last four years.
- The Terps' scoring average took a hit in the late-season loss to Virginia Tech as the team went from 17th nationally and allowing an average of 17.6 points per game to 36th and giving up 21.3 per outing. After a strong finish against Wake Forest, the Terps finished the season allowing an average of 20 points per game, 27th-best in Division I-A.
- The Terrapins' defensive scoring average was skewed somewhat in '04 due to events beyond the defense's control. If one were to eliminate points scored off turnovers and kickoff returns for touchdowns, the Maryland defense allowed 11.9 points per game compared to its final average of 20.0.
- Since 2001, 35 of Maryland's 50 opponents (70%) have been held to 20 points or less.
- Maryland has yet to see a year under Blackney's watch where opponents average more than 20 points per game.

- Since 2002, Maryland has held its opposition scoreless in 73 quarters (18 in 2004).
- The Terrapins finished 2004 ranked in the nation's top 25 in three defensive categories: total defense (20th), pass defense (8th) and pass efficiency defense (19th).
- Maryland has held six opponents to 100 yards or less passing since 2001.
- The Terps have not allowed a quarterback throw for 250 yards or more since Philip Rivers of NC State did so in Game 11 of last season (FSU threw for over 250, but did so with two different quarterbacks and attempting 51 passes).
- Virginia Tech's Bryan Randall became the first QB to pass for more than one touchdown against the Terrapins since Chris Rix of Florida State did so in Game 2 of the 2003 season.
- Against Duke, the Terp defense held the opposition to 185 yards of total offense (83 rushing, 102 passing). Along the way, the defense held six of the Blue Devils' 12 drives to three plays or less.

## Run Stuffers

- Maryland's defense got progressively better as the 2004 season went on, due in large part to the progression of a group of young defensive tackles. In the last eight games of the season, just four teams were able to manage 100 yards rushing against the Terrapins.
- Against Florida State, Maryland buckled down and held the Seminoles to 50 rushing yards. Florida State came into the game averaging 190 per game and the output was its lowest of the season.
- In their loss to Clemson, the Terps held the Tigers to 36 yards rushing (0.9 yards per carry), their lowest output of 2004.
- Since 2001, Maryland has held its opposition below 100 yards rushing 13 times.



## Seniors Bid Adieu

- A total of 19 seniors played the final game of their careers when the Terps took the field against Wake Forest. The class was one of the most successful in Maryland history, finishing with a 36-14 record in their four years. They appeared in three bowl games, two of them wins.
- The following is a list of the seniors on the 2004 team (\* = letters earned prior to 2004):

Name	Letters	Hometown
Rob Abiamiri, TE/HB	*	Randallstown, Md.
Quintin Beltran, SS		Woodbridge, Va.
C.J. Brooks, OG	***	Rex, Ga.
Jon Condo, LS	***	Philipsburg, Pa.
Ray Custis, FS	***	Germantown, Md.
Kevin Eli, DE	**	Deptford, N.J.
Ryan Flynn, OT	**	Youngstown, Ohio
Domonique Foxworth, CB	***	Randallstown, Md.
Reuben Haigler, CB	*	New Cumberland, Pa.
Chris Kelley, SS	**	Germantown, Md.
Lou Lombardo, OT	***	Baltimore, Md.
Sammy Maldonado, RB	*	Harrison, N.Y.
Nick Novak, PK	***	Charlottesville, Va.
Rich Parson, WR	***	Newark, Del.
Kyle Schmitt, C	***	Derry, Pa.
Henry Scott, DT	*	Baltimore, Md.
Maurice Smith, FB	***	Waldorf, Md.
Steve Suter, WR/KR	**	Manchester, Md.
Curtis Williams, WR	***	Huntington Sta., N.Y.

## Living Up To Their Name

- After stumbling out of the blocks in their first year, Maryland's special teams have been nothing short of, well, special the last three years under coordinator **Ray Rychleski**.
- In placekicker **Nick Novak**, punter **Adam Podlesh** and return man **Steve Suter**, the Terrapins have the ACC's first team all-conference kicker from 2002 and 2003, its second-team punter from 2003 (and the first Terp freshman in history to make All-ACC) and a specialist who has been first team all-league since 2002.
- The Terps have drawn national attention for their unit in 2004, as they were ranked in the preseason as one of the best units in the nation by *Collegefootballnews.com* (1st), *Lindy's* (1st), *ESPN* (3rd) and *Phil Steele* (3rd).
- Suter (punt return yards) and Novak (scoring) finished their careers atop the Atlantic Coast Conference record books in their respective categories. Podlesh was named a Ray Guy Award semifinalist for the second year in a row.



*Nick Novak finished his Terrapin career as the ACC's all-time leading scorer.*

## Suter ACC Record-Holder

- Steve Suter** started his career as somewhat of an unknown on the Maryland football roster. Four years later, the Terrapins' "Mr. Everything" is leaving with his name penciled in the ACC record books.
- His eligibility at Maryland now exhausted, Suter did it all in his four seasons with the Terps. A starting wideout who returned punts and kicks, Suter was also involved in the running game and was one of the team's few receivers who could play at any spot (X, Z or slot).
- In the last three years, Suter has averaged 15.0 yards per touch whether it be rushing, receiving or in the returns game.
- With his first return of the day against Georgia Tech in 2004, Suter became the ACC's all-time leader in punt return yardage, surpassing the mark of NC State's Ledel George (1,191, 1990-93). He finished his Terp career with 1,271 yards.
- In 2002, Suter tied the NCAA record for punt returns for a touchdown in a season (4). He returned two punts in 2003 for scores, leaving him just two shy of tying the current NCAA career record of eight (Wes Welker, Texas Tech, 2000-03; Antonio Perkins, Oklahoma, 2001-pres.).
- Suter's six returns for a TD are a Maryland record.



## Novak Finishes Stellar Career

- It seems like ages since placekicker **Nick Novak** hit a pair of memorable kicks at Georgia Tech that got the ball rolling for him and the Terrapins in 2001. Eligibility now exhausted, Novak has gone from the focal point of a position of concern on the Terp roster to one of the premier players at his position in the country over the last four years.
- Starting with his game-tying kick at Georgia Tech in '01, Novak made 76 of his final 93 field goal attempts (82%), with five of the 18 misses coming from 50 yards or further (and two being blocks).
- A semifinalist for the Lou Groza Award in 2002 and 2003, Novak finished his career 31 points shy of the NCAA scoring record. Novak finished his career with 393 career points, a total which ranks tied for fifth in Division I-A history.
- For the efforts of his career, Novak was named the 2004 recipient of the Jim Tatum Award, an honor bestowed upon the top senior student-athlete in the league.
- Novak's first field goal of 2004, a 43-yarder against Northern Illinois, set a new ACC scoring record, breaking the mark of FSU's Scott Bentley (326).
- With his game-winning 43-yard field goal in the '03 NC State game, Novak became the all-time leading scorer in Maryland history, surpassing the 308 points of Jess Atkinson (1981-84).
- The Charlottesville, Va., native made 54 percent (7-of-13) of his attempts for his career from 50 yards or further. He owns the school record with a 54-yard kick against Duke in 2003.

## Podlesh A Ray Guy Semifinalist

- Sophomore **Adam Podlesh** had a tall order as a freshman in filling the shoes of Maryland's all-time leading punter, Brooks Barnard. Podlesh is playing like Barnard's record-setting career will barely have a chance for the ink to dry in the team's media guide before being moved aside.
- Podlesh averaged 42.3 yards per punt in 2002, third-best in the ACC, the fifth-best in school history and best ever by a freshman. It was his net punting and, more specifically, his ability to pin an opponent that had him finish the season as a Ray Guy Award semifinalist (an honor he achieved again in 2004).
- In 2004, Podlesh maintained a 44.8-yard average (second-best in the ACC and 10th-best in the nation) and his net average (39.4) led the ACC and was also seventh in the NCAA.
- On 116 career punts, Podlesh has dropped 37 percent (43) inside the opponents' 20-yard line.
- Podlesh placed 21 of his 63 punts in '04 inside the 20.
- Podlesh was critical to the win over Florida State, averaging 45 yards per punt while dropping three inside the 20 and booting three for over 50 yards.
- A week after being named ACC Specialist of the Week for his play against Georgia Tech, Podlesh followed that performance with an 11-punt day that featured a 45.2-yard average, two punts inside the 20, no touchbacks and a career-long 70-yard effort that was downed at NCSU's 5-yard line.
- In being named a second team All-ACC selection at punter in 2003, Podlesh became the first freshman in school history to be recognized by the league. He earned the honor for the second straight season in 2004.

## DJ • Defensive Juggernaut

- The question surrounding the 2004 Terrapins heading into the season was virtually all about the quarterback position. In '03, however, that same "buzz" was surrounding "who would replace E.J. Henderson" at middle linebacker. Thanks to the play of **D'Qwell Jackson**, those questions are as good as forgotten.
- Maybe the fiercest competitor on the Terp roster, Jackson has led the Terrapins in tackles in 13 of 24 games the last two years. He has also had 15 career games with double-digit tackles.
- Jackson, a first team All-ACC selection who finished second in balloting for Defensive Player of the Year honors, led the league in tackles with 123. His average of 11.2 tackles per game made him the only player in the ACC to average 10 or more tackles per game.
- Jackson's average of 11.2 tackles per game ranked 11th-best in the NCAA for 2004.
- Jackson earned ACC Defensive Lineman of the Week three times in 2004 and was one of just three

ACC players (Devin Hester, specialist; and Jonathan Abbate, rookie) to have earned ACC Player of the Week more than twice.

- The Largo, Fla., native was everywhere against Clemson, notching a staggering career-high 18 tackles (nine solo) to go along with 2.5 TFLs and a sack.
- Jackson was one of the few bright spots against Georgia Tech, tying what was then his career-high with 16 tackles (four solo) while adding a half-TFL and a PBU.
- After suffering a hyperextended elbow against Temple in week two, concern was that Jackson might have trouble playing against West Virginia. On the contrary, he finished with 16 tackles, a sack, one TFL and one PBU.
- In the opener, Jackson racked up nine tackles and intercepted two passes against Northern Illinois, both of which led to Terrapin scores.
- In the 2003 season -- his first as a starter -- Jackson led the team in tackles with 136, one shy of the record for tackles by a sophomore at Maryland. His 10.5 tackles per game ranked him seventh in the ACC and tops among sophomores.

## Jackson vs. Butkus


- Below are Jackson's statistics alongside the three finalists for the 2004 Butkus Award (nation's top linebacker), Virginia's Ahmad Brooks, USC's Matt Grootegoed and Texas' Derrick Johnson:

Name	G	TT	TFL	Sck	Int	FF
Brooks (So.)	12	90	9.0	6.5	2	1
Grootegoed (Sr.)	13	68	12.5	3.0	5	1
<b>Jackson (Jr.)</b>	<b>11</b>	<b>123</b>	<b>7.0</b>	<b>4.0</b>	<b>2</b>	<b>1</b>
Johnson* (Sr.)	12	130	19.0	2.0	1	9

\*2004 Butkus Award recipient

## Merriman Ends Career in Style

- After playing through injury most of 2003, DE **Shawne Merriman** -- a.k.a. "Lights Out" -- had his best season in 2004. After earning first team All-ACC status, he opted in early January to declare himself eligible for the NFL Draft, the second Maryland junior defensive lineman to do so.
- Merriman completed just his first season as the full-time starter but was still able to make waves in the Terrapin record books. In 37 career games, Merriman posted 33 tackles for loss and 22 sacks.
- In the team's season finale against Wake Forest -- what was ultimately his final game as a Terp -- Merriman registered a team-high 12 tackles, 3.5 TFLs and 2.5 sacks.
- Merriman ends his career ranked seventh in tackles for loss (33) and second in sacks (22). His 17 TFLs tie him for the fifth-best single season in school history while his 8.5 sacks tie his own mark of a season before which rank 11th on the single-season list.
- Merriman led all ACC defensive linemen and was second on the Terp team with 85 total tackles.
- Merriman led the Terrapins and finished tied for second in the ACC in sacks (8.5 total/0.8 avg.), was third in the league in TFLs (17 total/1.55 avg.) and led the league in fumbles forced with three.
- Midway through the season, Merriman was added to the list of nominees for the Ted Hendricks Award, an honor given to the player considered the nation's top defensive lineman.
- At Clemson, Merriman made big play after big play, registering seven tackles, three TFLs, one sack and one forced fumble.
- The Upper Marlboro native posted a career-high 16 tackles from his defensive end position against NC State.



*Shawne Merriman (left) and D'Qwell Jackson each earned first team all-ACC honors in 2004.*



*A total of 35 sophomores and freshmen saw action in 2004. Included in that number were eight true freshmen, including quarterback Jordan Steffy, who saw the field six times last season.*

## Youth is Served

- With 22 seniors (12 of whom were starters), the 2003 Maryland squad was the most experienced in the last four years. One year later, the 2004 edition of the Terps had just three less seniors but it was easily the least experienced of **Ralph Friedgen's** tenure.
- The '04 team had the largest group of true freshmen in recent memory (30). All told, there were 49 Terrapins on the roster with four years or more of eligibility remaining at the beginning of the season.
- For the season, a total of 35 sophomores and freshmen saw action including eight true freshmen, two more than all of 2003.

## Upon Further Review

- In addition to the high number of youthful Terps taking the field, the more experienced Terps in terms of their academic eligibility were not what one would consider long in the tooth when it comes to playing time.
- A year after opening the season with 15 senior starters, Maryland finished 2004 with eight seniors in its starting lineup. Four of those players, however, were in their first season as starters.
- Of the 22 offensive and defensive players listed as starters on the two-deep heading into the season-ending Wake Forest game, 13 were in their first year as starters.
- Notably, Maryland lost 12 players in 2003 who made their way to in NFL camps in the fall.

## A Milestone Win

- The Terrapins' 20-17 win over Florida State on October 30 was notable in many respects. It was a landmark win for the current coaching staff and takes the program to heights not achieved in decades. The win was:
  - Maryland's first in 15 tries against FSU.
  - The team's first over a top five opponent since 1983.
  - The first over a top 10 team under Friedgen and for the school since 1990.
  - The first by Maryland over one of the "big three" in Florida since the Terps beat Miami in 1984, a game that saw them trail 31-0 at halftime.

## Terps Among Nation's Elite

- Over the course of the past four years, the Maryland football program has been among the best in the nation. The Terrapins are 36-14 in that span with a 23-3 record at home.
- Maryland was one of just five BCS programs to win at least 10 games each season from 2001-2003. The four others were Miami (Fla.), Oklahoma, Texas and Washington State.
- The Terrapins are joined by just four other schools since 2001 to finish 2001, 2002 and 2003 ranked in the nation's top 20 in both major polls while also earning a spot in the top 25 of both preseason polls for 2004 (Miami (Fla.), Oklahoma and Texas and Michigan are the others).

## A Class Act

- The success of the Maryland football team has not stopped on the playing field in recent years, as the team has improved its academic standing under **Ralph Friedgen's** watch.
- All 19 members of the 2004 senior class were on schedule to earn their degrees on time.
- Since Friedgen joined the Terps in 2001, 58 of 66 football players who have exhausted their eligibility have graduated, including 30 in fewer than five years.
- Suter was one of the team's top scholar-athletes, earning a 4.0 grade point average in 2003-04.
- From the membership has its benefits file: when on the road, Friedgen lets players line up to eat by grade point average. The Terps must be hungry -- 11 players earned a 3.5 GPA or better for the entire 2003-04 academic year.

# 2004 SEASON STATISTICS

## RESULTS

RECORD	OVERALL	HOME	AWAY	NEUTRAL
ALL GAMES	5-6	4-2	1-4	0-0
CONFERENCE	3-5	2-2	1-3	0-0
NON-CONFERENCE	2-1	2-0	0-1	0-0

Date	Ranking			Opponent	W/L	Score	Overall	ACC	Time	Attend
	Md	Opp	Opp							
Sep 4	22/21	--	--	NORTHERN ILLINOIS	W	23-20	1-0	0-0	2:58	51,830
Sep 11	23/21	--	--	TEMPLE	W	45-22	2-0	0-0	3:14	51,292
Sep 18	21/19	7/8	--	at West Virginia <sup>ESPN2</sup>	L	16-19 (OT)	2-1	0-0	3:26	60,358
Sep 25	23/23	--	--	at Duke <sup>JPRaycom</sup>	W	55-21	3-1	1-0	3:14	16,298
Oct 9	23/23	--	--	GEORGIA TECH <sup>ABC</sup>	L	7-20	3-2	1-1	3:22	52,733
Oct 16	--	--	--	NC STATE <sup>ABC</sup>	L	3-13	3-3	1-2	3:23	52,179
Oct 23	--	--	--	at Clemson <sup>JPRaycom</sup>	L	7-10	3-4	1-3	3:12	78,000
Oct 30	--	5/5	--	FLORIDA STATE <sup>ABC</sup>	W	20-17	4-4	2-3	3:39	52,203
Nov 6	--	12/13	--	at Virginia <sup>ABC</sup>	L	0-16	4-5	2-4	3:02	63,072
Nov 18	--	11/15	--	at Virginia Tech <sup>ESPN</sup>	L	6-55	4-6	2-5	3:20	65,115
Nov 27	--	--	--	WAKE FOREST <sup>ESPN</sup>	W	13-7	5-6	3-5	3:06	48,226

\* denotes Atlantic Coast Conference game... Rankings listed as AP / ESPN-USA Today and are correct as to the date of the game, or in case of future opponents, are current rankings

## TEAM STATISTICS

	MD	OPP
<b>SCORING</b>	<b>195</b>	<b>220</b>
Points Per Game	17.7	20.0
<b>FIRST DOWNS</b>	<b>183</b>	<b>202</b>
Rushing	87	93
Passing	84	90
Penalty	12	19
<b>RUSHING YARDAGE</b>	<b>1,315</b>	<b>1,574</b>
Yards gained rushing	1734	1914
Yards lost rushing	419	340
Rushing Attempts	450	471
Average Per Rush	2.9	3.3
Average Per Game	119.5	143.1
TDs Rushing	12	14
<b>PASSING YARDAGE</b>	<b>1,963</b>	<b>1,894</b>
Att-Comp-Int	305-161-16	292-141-6
Average Per Pass	6.4	6.5
Average Per Catch	12.2	13.4
Average Per Game	178.5	172.2
TDs Passing	8	7
<b>TOTAL OFFENSE</b>	<b>3,278</b>	<b>3,468</b>
Total Plays	755	763
Average Per Play	4.3	4.5
Average Per Game	298.0	315.3
<b>KICK RETURNS: #-YARDS</b>	<b>30-637</b>	<b>35-886</b>
<b>PUNT RETURNS: #-YARDS</b>	<b>35-209</b>	<b>27-273</b>
<b>INT RETURNS: #-YARDS</b>	<b>6-50</b>	<b>16-260</b>
KICK RETURN AVERAGE	21.2	25.3
PUNT RETURN AVERAGE	6.0	10.1
INT RETURN AVERAGE	8.3	16.2
<b>FUMBLES-LOST</b>	<b>29-9</b>	<b>20-10</b>
<b>PENALTIES-YARDS</b>	<b>68-548</b>	<b>61-505</b>
Average Per Game	49.8	45.9
<b>PUNTS-YARDS</b>	<b>63-2,755</b>	<b>66-2,514</b>
Average Per Punt	43.7	38.1
Net punt average	39.4	34.9
<b>TIME OF POSSESSION/GAME</b>	<b>30:22</b>	<b>29:38</b>
<b>3RD-DOWN CONVERSIONS</b>	<b>66/174</b>	<b>50/162</b>
3rd-Down Pct	38%	31%
<b>4TH-DOWN CONVERSIONS</b>	<b>4/11</b>	<b>7/15</b>
4th-Down Pct	36%	47%
<b>SACKS BY-YARDS</b>	<b>28-173</b>	<b>30-225</b>
MISC YARDS	0	103
<b>TOUCHDOWNS SCORED</b>	<b>21</b>	<b>26</b>
FIELD GOALS-ATTEMPTS	16-22	12-23
PAT-ATTEMPTS	21-21	22-23
<b>ATTENDANCE</b>	<b>308,463</b>	<b>282,843</b>
Games/Avg Per Game	6/51,410	5/56,569

## RUSHING

	G	Att	Gain	Loss	Net	Avg	TD	Lg	Avg/G
Sammy Maldonado	11	138	592	32	560	4.1	5	40	50.9
Josh Allen	11	144	577	44	533	3.7	5	28	48.5
Mario Merrills	11	33	141	17	124	3.8	1	21	11.3
Joel Statham	10	62	231	144	87	1.4	1	24	8.7
Jo Jo Walker	10	4	48	2	46	11.5	0	35	5.1
Steve Suter	10	5	35	4	31	6.2	0	15	3.1
J.P. Humber	1	6	17	0	17	2.8	0	5	17.0
Keon Lattimore	4	7	15	0	15	2.1	0	4	3.8
Lance Ball	4	4	6	5	1	0.2	0	3	0.2
Drew Weatherly	8	1	0	0	0	0.0	0	0	0.0
Vernon Davis	11	1	0	2	-2	-2.0	0	0	-0.2
Dan Melendez	5	1	0	8	-8	-8.0	0	0	-1.6
Sam Hollenbach	3	8	10	27	-17	-2.1	0	7	-5.7
Jordan Steffy	6	24	62	93	-31	-1.3	0	14	-5.2
TEAM	11	12	0	41	-41	-3.4	0	0	-4.6
<b>Total.....</b>	<b>11</b>	<b>450</b>	<b>1734</b>	<b>419</b>	<b>1315</b>	<b>2.9</b>	<b>12</b>	<b>40</b>	<b>119.5</b>
<b>Opponents.....</b>	<b>11</b>	<b>471</b>	<b>1914</b>	<b>340</b>	<b>1574</b>	<b>3.3</b>	<b>14</b>	<b>32</b>	<b>143.1</b>

## PASSING

	G	Effic	Att-Cmp-Int	Pct	Yds	TD	Lg	Avg/G
Joel Statham	10	109.38	234-126-15	53.8	1590	8	72	159.0
Sam Hollenbach	3	114.54	36-22-0	61.1	229	0	21	76.3
Jordan Steffy	6	65.90	32-12-1	37.5	132	0	43	22.0
Ryan Mitch	1	200.80	1-1-0	100.0	12	0	12	12.0
TEAM	11	0.00	2-0-0	0.0	0	0	0	0.0
<b>Total.....</b>	<b>11</b>	<b>105.01</b>	<b>305-161-16</b>	<b>52.8</b>	<b>1963</b>	<b>8</b>	<b>72</b>	<b>178.5</b>
<b>Opponents.....</b>	<b>11</b>	<b>106.57</b>	<b>292-141-6</b>	<b>48.3</b>	<b>1894</b>	<b>7</b>	<b>44</b>	<b>172.2</b>

## RECEIVING

	G	No	Yds	Avg	TD	Lg	Avg/G
Derrick Fenner	11	35	430	12.3	2	35	39.1
Vernon Davis	11	27	441	16.3	3	46	40.1
Steve Suter	10	23	270	11.7	0	43	27.0
Rich Parson	11	22	254	11.5	1	31	23.1
Jo Jo Walker	10	14	139	9.9	1	37	15.4
Drew Weatherly	8	9	103	11.4	0	18	12.9
Josh Allen	11	8	96	12.0	1	72	8.7
Rob Abiamiri	11	8	68	8.5	0	16	6.2
Dan Melendez	5	6	109	18.2	0	39	21.8
Sammy Maldonado	11	6	52	8.7	0	14	4.7
Derek Miller	11	1	7	7.0	0	7	0.6
Keon Lattimore	4	1	-3	-3.0	0	0	-0.8
Lou Lombardo	10	1	-3	-3.0	0	0	-0.3
<b>Total.....</b>	<b>11</b>	<b>161</b>	<b>1963</b>	<b>12.2</b>	<b>8</b>	<b>72</b>	<b>178.5</b>
<b>Opponents.....</b>	<b>11</b>	<b>141</b>	<b>1894</b>	<b>13.4</b>	<b>7</b>	<b>44</b>	<b>172.2</b>

## PUNTING

	No.	Yds	Avg	Long	TB	FC	50+	I20	Blkd
Adam Podlesh	63	2755	43.7	70	7	7	14	21	0
<b>Total.....</b>	<b>63</b>	<b>2755</b>	<b>43.7</b>	<b>70</b>	<b>7</b>	<b>7</b>	<b>14</b>	<b>21</b>	<b>0</b>
<b>Opponents.....</b>	<b>66</b>	<b>2514</b>	<b>38.1</b>	<b>69</b>	<b>4</b>	<b>0</b>	<b>4</b>	<b>22</b>	<b>2</b>

## PUNT RETURNS

	No.	Yds	Avg	TD	Long
Steve Suter	27	163	6.0	0	36
Rich Parson	5	36	7.2	0	12
David Holloway	1	12	12.0	0	0
TEAM	1	0	0.0	0	0
Jo Jo Walker	1	-2	-2.0	0	0
<b>Total.....</b>	<b>35</b>	<b>209</b>	<b>6.0</b>	<b>0</b>	<b>36</b>
<b>Opponents.....</b>	<b>27</b>	<b>273</b>	<b>10.1</b>	<b>0</b>	<b>27</b>

## KICK RETURNS

	No.	Yds	Avg	TD	Long
Steve Suter	15	362	24.1	0	52
Jo Jo Walker	11	203	18.5	0	39
Rich Parson	3	44	14.7	0	18
Rob Abiamiri	1	13	13.0	0	13
Derrick Fenner	0	15	0.0	0	15
<b>Total.....</b>	<b>30</b>	<b>637</b>	<b>21.2</b>	<b>0</b>	<b>52</b>
<b>Opponents.....</b>	<b>35</b>	<b>886</b>	<b>25.3</b>	<b>1</b>	<b>94</b>

## INTERCEPTIONS

	No.	Yds	Avg	TD	Long
Ray Custis	2	0	0.0	0	0
D'Qwell Jackson	2	36	18.0	0	34
Chris Kelley	1	11	11.0	0	11
William Kershaw	1	3	3.0	0	3
<b>Total.....</b>	<b>6</b>	<b>50</b>	<b>8.3</b>	<b>0</b>	<b>34</b>
<b>Opponents.....</b>	<b>16</b>	<b>260</b>	<b>16.2</b>	<b>3</b>	<b>85</b>

## FUMBLE RETURNS

	No.	Yds	Avg	TD	Long
Henry Scott	0	0	0.0	1	0
<b>Total.....</b>	<b>0</b>	<b>0</b>	<b>0.0</b>	<b>1</b>	<b>0</b>
<b>Opponents.....</b>	<b>2</b>	<b>103</b>	<b>51.5</b>	<b>1</b>	<b>85</b>

# MARYLAND



2005

## SCORING

	TD	FGs	PATs				DXP	Saf	Points
			Kick	Rush	Rcv	Pass			
Nick Novak	0	16-22	21-21	0-0	0	0-0	0	0	69
Josh Allen	6	0-0	0-0	0-0	0	0-0	0	0	36
Sammy Maldonado	5	0-0	0-0	0-0	0	0-0	0	0	30
Vernon Davis	3	0-0	0-0	0-0	0	0-0	0	0	18
Derrick Fenner	2	0-0	0-0	0-0	0	0-0	0	0	12
Mario Merrills	1	0-0	0-0	0-0	0	0-0	0	0	6
Rich Parson	1	0-0	0-0	0-0	0	0-0	0	0	6
Jo Jo Walker	1	0-0	0-0	0-0	0	0-0	0	0	6
Joel Statham	1	0-0	0-0	0-0	0	0-0	0	0	6
Henry Scott	1	0-0	0-0	0-0	0	0-0	0	0	6
<b>Total.....</b>	<b>21</b>	<b>16-22</b>	<b>21-21</b>	<b>0-0</b>	<b>0</b>	<b>0-0</b>	<b>0</b>	<b>0</b>	<b>195</b>
<b>Opponents.....</b>	<b>26</b>	<b>12-23</b>	<b>22-23</b>	<b>1-1</b>	<b>1</b>	<b>1-1</b>	<b>0</b>	<b>1</b>	<b>220</b>

## ALL PURPOSE

	G	Rush	Rec	PR	KOR	IR	Tot	Avg/G
Steve Suter	10	31	270	163	362	0	826	82.6
Josh Allen	11	533	96	0	0	0	629	57.2
Sammy Maldonado	11	560	52	0	0	0	612	55.6
Derrick Fenner	11	0	430	0	15	0	445	40.5
Vernon Davis	11	-2	441	0	0	0	439	39.9
Jo Jo Walker	10	46	139	-2	203	0	386	42.9
Rich Parson	11	0	254	36	44	0	334	30.4
Mario Merrills	11	124	0	0	0	0	124	11.3
Drew Weatherly	8	0	103	0	0	0	103	12.9
Dan Melendez	5	-8	109	0	0	0	101	20.2
Joel Statham	10	87	0	0	0	0	87	8.7
Rob Abiamiri	11	0	68	0	13	0	81	7.4
<b>Total.....</b>	<b>11</b>	<b>1315</b>	<b>1963</b>	<b>209</b>	<b>637</b>	<b>50</b>	<b>4174</b>	<b>379.5</b>
<b>Opponents.....</b>	<b>11</b>	<b>1574</b>	<b>1894</b>	<b>273</b>	<b>886</b>	<b>260</b>	<b>4887</b>	<b>444.3</b>

## DEFENSE

	GP	Tackles			TFL/Yds	Sacks		Pass Def		Fumbles			Blkd	
		Solo	Ast	Total		No-Yds	Int-Yds	BrUp	QBH	Rcv-Yds	FF	Kick	Saf	
52 D'Qwell Jackson	11	63	60	123	7.0-35	4.0-26	2-36	5	1	1-0	1	.	.	
45 Shawne Merriman	11	53	32	85	17.0-87	8.5-47	.	2	10	1-0	3	.	.	
2 Chris Kelley	11	45	40	85	13.5-36	2.5-14	1-11	2	.	2-0	2	.	.	
48 William Kershaw	11	38	36	74	6.0-26	2.0-18	1-3	2	2	.	1	2	.	
54 David Holloway	11	29	24	53	4.0-14	1.5-11	.	1	1	2-0	.	1	.	
26 Ray Custis	11	27	18	45	.	.	2-0	4	.	.	.	.	.	
38 Gerrick McPhearson	11	24	14	38	1.0-8	1.0-8	.	11	.	.	.	.	.	
6 Dominique Foxworth	11	31	5	36	1.0-3	.	.	8	.	1-0	.	.	.	
95 Conrad Bolston	11	9	18	27	5.0-20	2.5-16	.	1	5	.	.	.	.	
4 Josh Wilson	11	13	14	27	.	.	.	2	5	.	2	.	.	
41 Kevin Eli	10	10	15	25	4.0-11	2.0-10	.	1	6	.	.	.	.	
35 Wesley Jefferson	8	9	13	22	1.0-1	.	.	.	.	.	.	.	.	
76 Henry Scott	11	15	5	20	9.0-32	2.0-19	.	.	2	2-0	.	.	.	
27 Milton Harris	11	8	10	18	.	.	.	.	.	.	.	.	.	
23 Chris Varner	11	13	4	17	.	.	.	2	.	.	.	.	.	
99 Rob Armstrong	11	6	10	16	2.5-3	.	.	.	3	.	.	.	.	
32 Tim Cesa	5	6	8	14	1.0-2	.	.	.	.	.	1	.	.	
92 Dre Moore	8	6	6	12	1.5-4	1.0-2	.	.	3	.	.	.	.	
5 Ricardo Dickerson	11	4	6	10	0.5-1	.	.	.	2	.	.	.	.	
17 Reuben Haigler	11	2	4	6	.	.	.	4	.	.	.	.	.	
47 Jon Condo	11	3	3	6	1.0-2	.	.	.	.	.	.	.	.	
40 Maurice Smith	11	2	3	5	.	.	.	.	.	.	.	.	.	
98 Omarr Savage	6	4	.	4	1.0-2	1.0-2	.	.	.	.	.	.	.	
15 Curtis Williams	11	1	3	4	.	.	.	.	.	.	.	1	.	
64 Justin Duffie	2	2	1	3	1.0-1	.	.	.	.	.	.	.	.	
30 J.J. Justice	11	2	1	3	.	.	.	.	.	.	.	.	.	
83 Derrick Fenner	11	3	.	3	.	.	.	.	.	.	.	.	.	
21 Chris Choice	3	2	1	3	.	.	.	.	.	1-0	.	.	.	
67 Jack Griffin	4	1	2	3	.	.	.	1	.	.	.	.	.	
74 C.J. Brooks	11	3	.	3	.	.	.	.	.	.	.	.	.	
18 Vernon Davis	11	.	2	2	.	.	.	.	.	.	.	.	.	
34 Steve Suter	10	1	.	1	.	.	.	.	.	.	.	.	.	
19 Jordan Steffy	6	1	.	1	.	.	.	.	.	.	.	.	.	
8 Mario Merrills	11	.	1	1	.	.	.	.	.	.	.	.	.	
36 Adam Podlesh	11	.	1	1	.	.	.	.	.	.	.	.	.	
33 Josh Allen	11	1	.	1	.	.	.	.	.	.	.	.	.	
22 Rich Parson	11	1	.	1	.	.	.	.	.	.	.	.	.	
93 Davian Bryan	3	.	.	.	.	.	.	.	.	.	1	.	.	
<b>Total.....</b>	<b>11</b>	<b>438</b>	<b>360</b>	<b>798</b>	<b>77.0-288</b>	<b>28-173</b>	<b>6-50</b>	<b>46</b>	<b>40</b>	<b>10-0</b>	<b>11</b>	<b>4</b>	<b>.</b>	
<b>Opponents.....</b>	<b>11</b>	<b>449</b>	<b>337</b>	<b>786</b>	<b>85.0-377</b>	<b>30-225</b>	<b>16-260</b>	<b>40</b>	<b>7</b>	<b>9-103</b>	<b>9</b>	<b>1</b>	<b>1</b>	

## BLOCKED KICKS

15 - Curtis Williams (Punt vs. Northern Illinois) • 48 - William Kershaw (FG at West Virginia), (FG at Virginia) • 54 - David Holloway (Punt at Clemson)

## TOTAL OFFENSE

	G	Plays	Rush	Pass	Total	Avg/G
Joel Statham	10	296	87	1590	1677	167.7
Sammy Maldonado	11	138	560	0	560	50.9
Josh Allen	11	144	533	0	533	48.5
Sam Hollenbach	3	44	-17	229	212	70.7
Mario Merrills	11	33	124	0	124	11.3
Jordan Steffy	6	56	-31	132	101	16.8
<b>Total.....</b>	<b>11</b>	<b>755</b>	<b>1315</b>	<b>1963</b>	<b>3278</b>	<b>298.0</b>
<b>Opponents.....</b>	<b>11</b>	<b>763</b>	<b>1574</b>	<b>1894</b>	<b>3468</b>	<b>315.3</b>

## FIELD GOALS

	FGM-FGA	Pct	01-19	20-29	30-39	40-49	50-99	Lg	Blk
Nick Novak	16-22	72.7	0-0	2-2	5-8	9-12	0-0	47	1
<i>Novak - career</i>	<i>80-107</i>	<i>74.8</i>	<i>1-1</i>	<i>26-29</i>	<i>22-29</i>	<i>24-35</i>	<i>7-13</i>	<i>54</i>	<i>4</i>
<b>Opponents.....</b>	<b>12-23</b>	<b>52.2</b>	<b>1-1</b>	<b>5-6</b>	<b>2-8</b>	<b>3-5</b>	<b>0-3</b>	<b>49</b>	<b>0</b>

## FG SEQUENCE

	Maryland	Opponents
Northern Illinois	(43),(34),(44)	(21)
Temple	45,(39)	-
West Virginia	(31),(46),49,(33)	39,(45),(37),39
Duke	(20),(47)	-
Georgia Tech	44	(19),(27)
NC State	37,(40)	(32),32,(49),51,30
Clemson	38	(21)
Florida State	(43),(45)	(48),41,52,45
Virginia	-	53,(27),35
Virginia Tech	(42),(33)	(27),(34)
Wake Forest	(22),(47),37	25

Numbers in parentheses indicate field goal was made.

# OFFENSIVE GAME-BY-GAME

## Rushing

TC-Yds. / TD	#7 Humber	#8 Merrills	#9 Walker	#16 Statham	#19 Steffy	#25 Lattimore	#29 Maldonado	#33 Allen	#34 Suter
Northern Illinois	dnp-inj	0-0 / 0	0-0 / 0	8-(-4) / 0	dnp-cd	dnp-cd	14-84 / 1	22-102 / 1	2-16 / 0
Temple	dnp-inj	10-28 / 0	1-6 / 0	5-29 / 0	2-3 / 0	dnp-cd	18-106 / 2	12-39 / 1	0-0 / 0
at West Virginia	dnp-inj	0-0 / 0	1-(-2) / 0	6-39 / 0	dnp-cd	dnp-cd	13-69 / 0	18-66 / 0	1-15 / 0
at Duke	6-17 / 0	6-42 / 1	0-0 / 0	7-24 / 0	2-8 / 0	dnp-cd	23-99 / 1	15-87 / 1	0-0 / 0
Georgia Tech	dnp-cd	0-0 / 0	dnp-inj	7-(-33) / 0	8-(-34) / 0	dnp-cd	15-23 / 1	7-54 / 0	0-0 / 0
NC State	dnp-cd	0-0 / 0	0-0 / 0	4-(-9) / 0	6-(-5) / 0	0-0 / 0	11-37 / 0	16-44 / 0	0-0 / 0
at Clemson	dnp-cd	0-0 / 0	0-0 / 0	11-27 / 0	dnp-cd	4-11 / 0	11-39 / 0	10-8 / 1	0-0 / 0
Florida State	dnp-cd	0-0 / 0	2-42 / 0	6-(-5) / 1	dnp-cd	0-0 / 0	12-21 / 0	13-23 / 0	0-0 / 0
at Virginia	dnp-cd	0-0 / 0	0-0 / 0	7-13 / 0	4-(-7) / 0	0-0 / 0	5-8 / 0	10-39 / 0	dnp-inj
at Virginia Tech	dnp-cd	7-13 / 0	dnp-inj	1-6 / 0	2-4 / 0	3-4 / 0	7-29 / 0	3-(-3) / 0	2-0 / 0
Wake Forest	dnp-cd	10-41 / 0	0-0 / 0	dnp-cd	dnp-inj	0-0 / 0	9-45 / 0	18-74 / 1	0-0 / 0

## Receiving

Rec-Yds. / TD	#3 R.Abiamiri	#9 Walker	#11 Weatherly	#15 C.Williams	#18 V. Davis	#22 Parson	#29 Maldonado	#33 Allen
Northern Illinois	1-2 / 0	0-0 / 0	0-0 / 0	0-0 / 0	5-72 / 0	2-39 / 0	0-0 / 0	1-1 / 0
Temple	1-16 / 0	1-12 / 1	2-21 / 0	0-0 / 0	0-0 / 0	2-37 / 0	2-14 / 0	0-0 / 0
at West Virginia	1-8 / 0	2-17 / 0	1-18 / 0	0-0 / 0	1-4 / 0	1-11 / 0	0-0 / 0	0-0 / 0
at Duke	1-16 / 0	2-38 / 0	2-22 / 0	0-0 / 0	4-101 / 3	5-94 / 1	1-4 / 0	0-0 / 0
Georgia Tech	2-15 / 0	0-0 / 0	dnp-inj	0-0 / 0	2-28 / 0	0-0 / 0	0-0 / 0	1-(-6) / 0
NC State	0-0 / 0	0-0 / 0	0-0 / 0	0-0 / 0	1-6 / 0	2-9 / 0	0-0 / 0	1-(-8) / 0
at Clemson	0-0 / 0	1-7 / 0	1-3 / 0	0-0 / 0	1-4 / 0	5-35 / 0	1-14 / 0	0-0 / 0
Florida State	0-0 / 0	4-36 / 0	2-25 / 0	0-0 / 0	6-99 / 0	3-16 / 0	2-20 / 0	3-98 / 1
at Virginia	0-0 / 0	1-19 / 0	1-14 / 0	0-0 / 0	5-104 / 0	1-7 / 0	0-0 / 0	1-(-3) / 0
at Virginia Tech	0-0 / 0	dnp-inj	dnp-inj	0-0 / 0	1-8 / 0	1-6 / 0	0-0 / 0	0-0 / 0
Wake Forest	2-11 / 0	3-10 / 0	dnp-inj	0-0 / 0	1-15 / 0	0-0 / 0	0-0 / 0	1-14 / 0

Rec-Yds. / TD	#34 Suter	#40 M.Smith	#80 Haynos	#81 P.Abiamiri	#83 Fenner	#84 D.Miller	#85 Melendez
Northern Illinois	0-0 / 0	0-0 / 0	0-0 / 0	dnp-cd	1-27 / 0	0-0 / 0	2-28 / 0
Temple	3-56 / 0	0-0 / 0	0-0 / 0	0-0 / 0	4-70 / 1	0-0 / 0	3-42 / 0
at West Virginia	1-8 / 0	0-0 / 0	0-0 / 0	0-0 / 0	2-42 / 1	0-0 / 0	dnp-inj
at Duke	5-53 / 0	0-0 / 0	0-0 / 0	0-0 / 0	4-73 / 0	1-7 / 0	dnp-inj
Georgia Tech	3-24 / 0	0-0 / 0	dnp-cd	0-0 / 0	3-13 / 0	0-0 / 0	0-0 / 0
NC State	0-0 / 0	0-0 / 0	dnp-cd	dnp-cd	2-20 / 0	0-0 / 0	0-0 / 0
at Clemson	1-13 / 0	0-0 / 0	0-0 / 0	0-0 / 0	4-35 / 0	0-0 / 0	dnp-cd
Florida State	0-0 / 0	0-0 / 0	0-0 / 0	dnp-cd	dnp-inj	0-0 / 0	1-39 / 0
at Virginia	dnp-inj	0-0 / 0	0-0 / 0	0-0 / 0	3-22 / 0	0-0 / 0	dnp-inj
at Virginia Tech	6-69 / 0	0-0 / 0	0-0 / 0	0-0 / 0	7-61 / 0	0-0 / 0	dnp-inj
Wake Forest	4-47 / 0	0-0 / 0	0-0 / 0	0-0 / 0	5-67 / 0	0-0 / 0	dnp-inj

## Passing

## Field Goals

## Punting

A-C-I / Y / TD	#14 Hollenbach	#16 Statham	#19 Steffy	Made, Missed	#46 Novak	No-Avg. / In20	#36 Podlesh
Northern Illinois	dnp-cd	22-12-1 / 169 / 0	dnp-cd	Northern Illinois	43g, 34g, 44g	Northern Illinois	3-48.7 / 1
Temple	dnp-cd	25-18-0 / 268 / 2	3-0-0 / 0 / 0	Temple	45wl, 39g	Temple	3-36.0 / 2
at West Virginia	dnp-cd	20-9-3 / 108 / 1	dnp-cd	at West Virginia	31g, 46g, 49wl, 33g	at West Virginia	2-46.5 / 1
at Duke	1-1-0 / 12 / 0	37-22-3 / 362 / 4	1-1-0 / 22 / 0	at Duke	20g, 47g	at Duke	1-32.0 / 1
Georgia Tech	dnp-cd	14-6-0 / 36 / 0	9-5-0 / 38 / 0	Georgia Tech	44wr	Georgia Tech	9-49.8 / 1
NC State	dnp-cd	11-6-0 / 18 / 0	7-1-0 / 6 / 0	NC State	37wl, 40g	NC State	11-45.2 / 2
at Clemson	dnp-cd	31-14-2 / 111 / 0	dnp-cd	at Clemson	38wl	at Clemson	7-40.6 / 3
Florida State	dnp-cd	40-21-1 / 333 / 1	dnp-cd	Florida State	43g, 45g	Florida State	8-45.0 / 3
at Virginia	dnp-cd	17-10-2 / 115 / 0	6-2-0 / 48 / 0	at Virginia	none	at Virginia	5-42.0 / 3
at Virginia Tech	8-5-0 / 53 / 0	17-8-3 / 70 / 0	6-3-1 / 18 / 0	at Virginia Tech	42g, 33g	at Virginia Tech	6-43.3 / 2
Wake Forest	27-16-0 / 164 / 0	dnp-cd	dnp-inj	Wake Forest	22g, 47g, 37b	Wake Forest	8-39.8 / 2

inj - injury cd - coach's decision

# MARYLAND

## DEFENSIVE GAME-BY-GAME

2005

2004 SEASON REVIEW

UT-AT-TT / Sk	#2 Kelley	#4 J.Wilson	#5 Dickerson	#6 Foxworth	#15 C.Williams	#17 Haigler	#18 Davis	#23 Varner
Northern Illinois	5-4-9 / 0.0	1-1-2 / 0.0	0-0-0 / 0.0	3-1-4 / 0.0	0-1-1 / 0.0	0-0-0 / 0.0	0-1-1 / 0.0	1-0-1 / 0.0
Temple	0-0-0 / 0.0	2-2-4 / 0.0	0-2-2 / 0.0	0-0-0 / 0.0	0-1-1 / 0.0	2-0-2 / 0.0	0-0-0 / 0.0	2-0-2 / 0.0
at West Virginia	4-2-6 / 0.0	1-0-1 / 0.0	2-0-2 / 0.0	4-0-4 / 0.0	0-0-0 / 0.0	0-0-0 / 0.0	0-0-0 / 0.0	0-0-0 / 0.0
at Duke	5-3-8 / 1.0	0-2-2 / 0.0	0-1-1 / 0.0	4-0-4 / 0.0	0-0-0 / 0.0	0-0-0 / 0.0	0-0-0 / 0.0	0-0-0 / 0.0
Georgia Tech	6-6-12 / 0.0	0-0-0 / 0.0	0-0-0 / 0.0	3-0-3 / 0.0	0-0-0 / 0.0	0-1-1 / 0.0	0-0-0 / 0.0	1-0-1 / 0.0
NC State	6-5-11 / 0.0	0-1-1 / 0.0	1-0-1 / 0.0	1-0-1 / 0.0	0-0-0 / 0.0	0-0-0 / 0.0	0-1-1 / 0.0	2-0-2 / 0.0
at Clemson	2-2-4 / 0.0	0-0-0 / 0.0	0-1-1 / 0.0	5-1-6 / 0.0	0-0-0 / 0.0	0-0-0 / 0.0	0-0-0 / 0.0	5-1-6 / 0.0
Florida State	4-0-4 / 0.0	2-2-4 / 0.0	0-2-2 / 0.0	5-1-6 / 0.0	1-1-2 / 0.0	0-2-2 / 0.0	0-0-0 / 0.0	1-0-1 / 0.0
at Virginia	3-8-11 / 0.0	3-4-7 / 0.0	0-0-0 / 0.0	3-2-5 / 0.0	0-0-0 / 0.0	0-1-1 / 0.0	0-0-0 / 0.0	1-1-2 / 0.0
at Virginia Tech	4-4-8 / 0.0	3-0-3 / 0.0	1-0-1 / 0.0	0-0-0 / 0.0	0-0-0 / 0.0	0-0-0 / 0.0	0-0-0 / 0.0	0-2-2 / 0.0
Wake Forest	6-6-12 / 1.5	1-2-3 / 0.0	0-0-0 / 0.0	3-0-3 / 0.0	0-0-0 / 0.0	0-0-0 / 0.0	0-0-0 / 0.0	0-0-0 / 0.0

UT-AT-TT / Sk	#26 Custis	#27 Harris	#32 Cesa	#35 Jefferson	#38 McPhearson	#40 M.Smith	#41 Eli
Northern Illinois	3-1-4 / 0.0	0-1-1 / 0.0	0-1-1 / 0.0	0-0-0 / 0.0	3-1-4 / 0.0	0-1-1 / 0.0	0-0-0 / 0.0
Temple	1-2-3 / 0.0	3-4-7 / 0.0	4-3-7 / 0.0	5-7-12 / 0.0	4-1-5 / 1.0	0-1-1 / 0.0	0-1-1 / 0.0
at West Virginia	4-1-5 / 0.0	1-0-1 / 0.0	dnp-cd	1-2-3 / 0.0	2-0-2 / 0.0	1-0-1 / 0.0	3-1-4 / 0.0
at Duke	0-0-0 / 0.0	1-1-2 / 0.0	1-1-2 / 0.0	2-1-3 / 0.0	0-0-0 / 0.0	0-0-0 / 0.0	dnp-inj
Georgia Tech	3-1-4 / 0.0	0-0-0 / 0.0	dnp-cd	0-1-1 / 0.0	2-1-3 / 0.0	1-0-1 / 0.0	2-0-2 / 0.0
NC State	2-2-4 / 0.0	0-0-0 / 0.0	dnp-cd	0-1-1 / 0.0	4-3-7 / 0.0	0-0-0 / 0.0	0-2-2 / 0.0
at Clemson	3-2-5 / 0.0	0-0-0 / 0.0	dnp-cd	0-1-1 / 0.0	0-0-0 / 0.0	0-0-0 / 0.0	0-2-2 / 0.0
Florida State	3-1-4 / 0.0	1-0-1 / 0.0	dnp-cd	dnp-inj	2-1-3 / 0.0	0-0-0 / 0.0	1-1-2 / 0.5
at Virginia	2-5-7 / 0.0	2-1-3 / 0.0	1-3-4 / 0.0	dnp-inj	2-1-3 / 0.0	0-0-0 / 0.0	2-3-5 / 1.0
at Virginia Tech	3-2-5 / 0.0	0-3-3 / 0.0	0-0-0 / 0.0	dnp-inj	1-2-3 / 0.0	0-0-0 / 0.0	1-2-3 / 0.0
Wake Forest	3-1-4 / 0.0	0-0-0 / 0.0	dnp-cd	1-0-1 / 0.0	2-2-4 / 0.0	0-1-1 / 0.0	1-3-4 / 0.5

UT-AT-TT / Sk	#45 Merriman	#47 Condo	#48 Kershaw	#52 Jackson	#54 Holloway	#64 Duffie	#76 Scott
Northern Illinois	9-1-10 / 1.0	0-0-0 / 0.0	5-2-7 / 0.0	8-1-9 / 0.0	4-4-8 / 0.0	2-1-3 / 0.0	2-0-2 / 0.0
Temple	1-1-2 / 1.0	0-3-3 / 0.0	1-3-4 / 0.0	2-2-4 / 0.0	2-1-3 / 0.0	0-0-0 / 0.0	0-0-0 / 0.0
at West Virginia	8-1-9 / 1.0	0-0-0 / 0.0	5-2-7 / 0.0	9-7-16 / 1.0	8-0-8 / 0.0	dnp-inj	6-0-6 / 1.0
at Duke	2-2-4 / 1.0	0-0-0 / 0.0	3-2-5 / 0.0	3-4-7 / 0.0	1-0-1 / 0.0	dnp-inj	0-0-0 / 0.0
Georgia Tech	4-5-9 / 1.0	0-0-0 / 0.0	1-6-7 / 0.0	4-12-16 / 0.0	0-1-1 / 0.0	dnp-inj	0-4-4 / 0.0
NC State	9-7-16 / 0.0	0-0-0 / 0.0	3-0-3 / 0.0	4-4-8 / 0.0	2-4-6 / 0.0	dnp-inj	2-0-2 / 0.0
at Clemson	3-4-7 / 1.0	1-0-1 / 0.0	3-4-7 / 1.0	9-9-18 / 1.0	2-0-2 / 1.0	dnp-inj	1-0-1 / 0.0
Florida State	1-1-2 / 0.0	0-0-0 / 0.0	4-2-6 / 1.0	8-3-11 / 0.5	2-2-4 / 0.5	dnp-inj	1-0-1 / 0.0
at Virginia	6-4-10 / 0.0	0-0-0 / 0.0	2-5-7 / 0.0	9-7-16 / 0.0	3-3-6 / 0.0	dnp-inj	2-1-3 / 0.0
at Virginia Tech	3-1-4 / 0.0	1-0-1 / 0.0	6-8-14 / 0.0	5-2-7 / 1.0	3-6-9 / 0.0	dnp-inj	0-0-0 / 0.0
Wake Forest	7-5-12 / 2.5	1-0-1 / 0.0	5-2-7 / 0.0	2-9-11 / 0.5	2-3-5 / 0.0	dnp-inj	1-0-1 / 1.0

UT-AT-TT / Sk	#92 Moore	#95 Bolston	#98 Savage	#99 Armstrong
Northern Illinois	dnp-cd	1-1-2 / 0.0	dnp-inj	0-1-1 / 0.0
Temple	dnp-cd	1-1-2 / 0.0	3-0-3 / 0.0	0-1-1 / 0.0
at West Virginia	dnp-cd	3-3-6 / 1.0	0-0-0 / 0.0	3-1-4 / 0.0
at Duke	0-0-0 / 0.0	2-1-3 / 1.0	0-0-0 / 0.0	0-2-2 / 0.0
Georgia Tech	2-1-3 / 0.0	1-2-3 / 0.0	dnp-cd	0-1-1 / 0.0
NC State	0-0-0 / 0.0	1-3-4 / 0.0	0-0-0 / 0.0	1-0-1 / 0.0
at Clemson	1-0-1 / 1.0	0-1-1 / 0.0	dnp-cd	1-0-1 / 0.0
Florida State	0-0-0 / 0.0	0-1-1 / 0.5	1-0-1 / 1.0	0-0-0 / 0.0
at Virginia	0-0-0 / 0.0	0-2-2 / 0.0	dnp-cd	1-2-3 / 0.0
at Virginia Tech	1-3-4 / 0.0	0-1-1 / 0.0	0-0-0 / 0.0	0-2-2 / 0.0
Wake Forest	0-0-0 / 0.0	0-2-2 / 0.0	dnp-cd	0-0-0 / 0.0

dnp-inj -- did not play/injury; dnp-cd -- did not play/coach's decision

## TEAM GAME-BY-GAME

Game	SCORE	FIRST DOWNS		RUSHING No-Yds-TD	PASSING		TOTAL OFF.		PUNTS No-Avg	FUM F-L	PEN No-Yds	SACKS BY No-Yds	3RD DNS	4TH DNS	TIME OF POSS.
		Tot	Ru-Pa-Pe		A-C-I	Yds TD	PI-Yds								
MARYLAND Northern Illinois	23 20	21 20	12-8-1 7-11-2	46-198-2 38-118-1	22-12-1 37-19-2	169 219	0 1	68-367 75-337	3-48.7 6-33.0	4-2 1-1	5-45 5-36	1-9 2-29	5-12 5-18	0-0 2-2	29:36 30:24
MARYLAND Temple	45 22	26 19	14-11-1 11-6-2	49-203-3 37-158-3	28-18-0 27-16-0	268 188	2 0	77-471 64-346	3-36.0 5-33.8	3-1 4-2	9-69 9-50	2-13 2-21	11-16 3-11	1-1 1-3	33:10 26:50
MARYLAND at West Virginia	16 19	17 22	10-5-2 12-10-0	41-187-0 61-220-1	20-9-3 22-10-0	108 132	1 1	61-295 83-352	2-46.5 5-35.2	3-2 2-1	4-20 6-60	4-29 0-0	3-11 9-18	1-1 0-1	27:18 32:42
MARYLAND at Duke	55 21	35 8	17-18-0 5-3-0	60-277-3 27-83-0	40-25-3 19-8-1	408 102	4 1	100-685 46-185	1-32.0 6-41.8	3-0 4-3	3-24 2-5	3-17 1-5	16-20 2-9	0-0 0-0	41:22 18:38
MARYLAND Georgia Tech	7 20	10 16	4-4-2 6-8-2	38-8-1 43-131-1	23-11-0 22-11-0	74 197	0 1	61-81 65-328	9-49.8 8-33.5	4-0 1-0	8-69 8-62	1-1 7-64	2-16 4-16	0-2 0-0	28:26 31:34
MARYLAND NC State	3 13	5 18	2-2-1 5-11-2	37-67-0 45-95-1	19-7-0 30-13-0	24 208	0 0	56-91 75-303	11-45.2 6-41.7	1-0 3-1	9-66 8-70	0-0 5-31	2-17 7-18	0-1 0-0	28:31 31:29
MARYLAND at Clemson	7 10	13 16	8-4-1 3-9-4	37-83-1 40-36-1	31-14-2 31-14-0	111 170	0 0	68-194 71-206	7-40.6 9-40.0	3-0 0-0	6-47 4-55	5-37 3-15	7-18 3-16	0-1 1-2	30:59 29:01
MARYLAND Florida State	20 17	17 21	3-13-1 3-14-4	38-54-1 23-50-0	40-21-1 51-22-2	333 304	1 1	78-387 74-354	8-45.0 6-41.8	2-1 0-0	5-55 7-56	4-26 2-9	7-20 3-15	0-0 0-1	34:45 25:15
MARYLAND at Virginia	0 16	7 26	3-4-0 19-7-0	27-51-0 61-295-2	23-12-2 17-10-1	163 114	0 0	50-214 78-409	5-42.0 3-40.3	1-1 3-1	4-35 0-0	1-1 3-20	2-12 6-14	1-4 1-2	21:19 38:41
MARYLAND at Virginia Tech	6 55	14 22	4-7-3 14-6-2	30-56-0 50-239-4	31-16-4 14-8-0	141 137	0 2	61-197 64-376	6-43.3 4-31.2	2-1 1-0	11-89 8-75	1-7 1-4	5-14 5-12	0-0 1-1	30:32 29:28
MARYLAND Wake Forest	13 7	18 14	10-8-0 8-5-1	47-131-1 46-149-1	28-16-0 22-10-0	164 123	0 0	75-295 68-272	8-39.8 8-43.1	3-1 1-1	4-29 4-36	6-33 4-27	6-18 3-15	1-1 1-3	28:07 31:53

### Turnovers

Takeaways - 16  
Giveaways - 25  
Points Following Turnovers  
Md. -- 54 (6 TD, 4 FG)  
Opp. - 77 (10 TD, 1 FG)

### Special Teams

Blocked Kicks (by Md.) -- 3  
Blocked Kicks (by Opp.) -- 1

### Kickoff Coverage

Kickoffs -- Md. 46, Opp. 46  
Fair Catches by -- Md. 0, Opp. 0  
Touchbacks by -- Md. 10, Opp. 11  
Onside Attempts --  
Md. 1 (0 rec.), Opp. 4 (0 rec.)  
Out of Bounds by -- Md. 1, Opp. 4  
Returns Allowed (Md.) -- 35-886 (25.3 avg.)  
Returns Allowed (Opp.) -- 30-637 (21.2 avg.)

### Punt Coverage

Punts -- Md. 63, Opp. 66  
Blocks by -- Md. 2, Opp. 0  
Fair Catches by -- Md. 0, Opp. 7  
Touchbacks -- Md. 7, Opp. 4  
Inside 20 -- Md. 21, Opp. 22  
Returns Allowed (Md.) -- 27-273 (10.1 avg.)  
Returns Allowed (Opp.) -- 35-209 (6.0 avg.)

### Red Zone

**Md. Scores/Times in Red Zone**  
Scoring Percentage -- 21-28 (.750)  
TD Percentage -- 15-28 (.536)  
Scores -- 21 (15 TD, 6 FG)  
Non-Scores -- 7 (2 Fumbles, 2 Ints,  
2 Missed FGs, Downs)

### Opp. Scores/Times in Red Zone

Scoring Percentage -- 29-38 (.763)  
TD Percentage -- 20-38 (.526)  
Scores -- 29 (20 TD, 9 FG)  
Non-Scores -- 9 (Int, End Game, 2 Downs  
4 Missed FGs, Fumble)

## TERRAPINS WHEN...

	Total	ACC		Total	ACC
Record	5-6	3-5	Leading at Halftime	5-1	3-1
Home	4-2	2-2	Tied at Halftime	0-0	0-0
Away	1-4	1-3	Behind at Halftime	0-5	0-4
Current Streak	Won 1	Won 1	Leading After 3rd Qtr	5-1	3-1
Current Home Streak	Won 2	Won 2	Tied After 3rd Qtr	0-1	0-0
Current Road Streak	Lost 3	Lost 3	Behind After 3rd Qtr	0-4	0-4
Day Game	3-5	3-4	Overtime	0-1	0-0
Night Game	2-1	0-1	Scoring 20+ Points	4-0	2-0
TV Game	3-6	3-5	Scoring 30+ Points	2-0	1-0
September	3-1	1-0	Allowing 10- Points	1-1	1-1
October	1-3	1-3	Allowing 20- Points	3-5	2-4
November	1-2	1-2	With 100-Yard Rusher	2-0	0-0
vs. Top 25	1-3	1-2	Allowing 100-Yard Rusher	1-2	1-1
Scoring First	4-1	3-1	With 300-Yard Passer	2-0	2-0
Come-From-Behind	2-6	1-5	Allowing 300-Yard Passer	0-0	0-0
Leading After 1st Qtr	3-1	2-1	Outgain Opponent	5-0	3-0
Tied After 1st Qtr	1-1	1-1	Fewer Turnovers	2-1	1-1
Behind After 1st Qtr	1-4	0-3	More Time of Possession	3-2	2-2



# SEASON SUPERLATIVES

## Individual Maryland Game Highs

Rushes	23	Maldonado, S. at Duke (Sep 25, 2004)
Yards Rushing	106	Maldonado, S. vs Temple (Sep 11, 2004)
TD Rushes	2	Maldonado, S. vs Temple (Sep 11, 2004)
Long Rush	40	Maldonado, S. at West Virginia (Sep 18, 2004)
Pass attempts	40	Statham, J. vs Florida State (Oct 30, 2004)
Pass completions	22	Statham, J. at Duke (Sep 25, 2004)
Yards Passing	362	Statham, J. at Duke (Sep 25, 2004)
TD Passes	4	Statham, J. at Duke (Sep 25, 2004)
Long Pass	72	Statham, J. vs Florida State (Oct 30, 2004)
Receptions	7	Fenner, D. at Virginia Tech (Nov 18, 2004)
Yards Receiving	104	Davis, V. at Virginia (Nov 06, 2004)
TD Receptions	3	Davis, V. at Duke (Sep 25, 2004)
Long Reception	72	Allen, J. vs Florida State (Oct 30, 2004)
Field Goals	3	Novak, N. vs Northern Illinois (Sep 04, 2004) Novak, N. at West Virginia (Sep 18, 2004)
Long Field Goal	47	Novak, N. at Duke (Sep 25, 2004) Novak, N. vs Wake Forest (Nov 27, 2004)
Punts	11	Podlesh, A. vs NC State (Oct 16, 2004)
Punting Avg	49.7	Podlesh, A. vs Georgia Tech (Oct 09, 2004)
Long Punt	70	Podlesh, A. vs NC State (Oct 16, 2004)
Long Punt Return	36	Suter, S. at Clemson (Oct 23, 2004)
Long Kickoff Return	52	Suter, S. vs Georgia Tech (Oct 09, 2004)
Tackles	18	Jackson, D. at Clemson (Oct 23, 2004)
Sacks	2.5	Merriman, S. vs Wake Forest (Nov 27, 2004)
Tackles For Loss	3.5	Merriman, S. vs Wake Forest (Nov 27, 2004)
Interceptions	2	Jackson, D. vs Northern Illinois (Sep 04, 2004)

## Maryland Team Highs

Rushes	60	at Duke (Sep 25, 2004)
Yards Rushing	277	at Duke (Sep 25, 2004)
Yards Per Rush	4.6	at Duke (Sep 25, 2004)
TD Rushes	3	vs Temple (Sep 11, 2004) at Duke (Sep 25, 2004)
Pass attempts	40	at Duke (Sep 25, 2004) vs Florida State (Oct 30, 2004)
Pass completions	25	at Duke (Sep 25, 2004)
Yards Passing	408	at Duke (Sep 25, 2004)
Yards Per Pass	10.2	at Duke (Sep 25, 2004)
TD Passes	4	at Duke (Sep 25, 2004)
Total Plays	100	at Duke (Sep 25, 2004)
Total Offense	685	at Duke (Sep 25, 2004)
Yards Per Play	6.8	at Duke (Sep 25, 2004)
Points	55	at Duke (Sep 25, 2004)
Sacks By	6	vs Wake Forest (Nov 27, 2004)
First Downs	35	at Duke (Sep 25, 2004)
Penalties	11	at Virginia Tech (Nov 18, 2004)
Penalty Yards	89	at Virginia Tech (Nov 18, 2004)
Turnovers	5	at West Virginia (Sep 18, 2004) at Virginia Tech (Nov 18, 2004)
Interceptions By	2	vs Northern Illinois (Sep 04, 2004) vs Florida State (Oct 30, 2004)

## Individual Opponent Game Highs

Rushes	32	Harris, Kay-Jay, at West Virginia (Sep 18, 2004)
Yards Rushing	170	Pearman, A. at Virginia (Nov 06, 2004)
TD Rushes	2	Washington, W., vs Temple (Sep 11, 2004) Lundy, W. at Virginia (Nov 06, 2004) Imoh, M., at Virginia Tech (Nov 18, 2004)
Long Rush	32	Harris, A.J., vs Northern Illinois (Sep 04, 2004)
Pass attempts	36	Horvath, Phil, vs Northern Illinois (Sep 04, 2004)
Pass completions	19	Horvath, Phil, vs Northern Illinois (Sep 04, 2004)
Yards Passing	219	Horvath, Phil, vs Northern Illinois (Sep 04, 2004)
TD Passes	2	Randall, B., at Virginia Tech (Nov 18, 2004)
Long Pass	44	Ball, R., vs Georgia Tech (Oct 09, 2004)
Receptions	5	Henry, Chris, at West Virginia (Sep 18, 2004) Currie, A. at Clemson (Oct 23, 2004) Thorpe, C., vs Florida State (Oct 30, 2004) Stovall, C., vs Florida State (Oct 30, 2004)
Yards Receiving	89	Currie, A. at Clemson (Oct 23, 2004)
TD Receptions	1	Wolfe, Garrett, vs Northern Illinois (Sep 04, 2004) Henry, Chris, at West Virginia (Sep 18, 2004) Patrick, B., at Duke (Sep 25, 2004) Curry, N., vs Georgia Tech (Oct 09, 2004) Stovall, C., vs Florida State (Oct 30, 2004) Mazzetta, J., at Virginia Tech (Nov 18, 2004) King, J., at Virginia Tech (Nov 18, 2004)
Long Reception	44	Johnson, C., vs Georgia Tech (Oct 09, 2004)
Field Goals	2	Cooper, Brad, at West Virginia (Sep 18, 2004) Bell, T., vs Georgia Tech (Oct 09, 2004) Deraney, J., vs NC State (Oct 16, 2004) Pace, B., at Virginia Tech (Nov 18, 2004) Deraney, J., vs NC State (Oct 16, 2004)
Long Field Goal	49	Deraney, J., vs NC State (Oct 16, 2004)
Punts	8	Arndt, B., vs Georgia Tech (Oct 09, 2004) Chason, C. at Clemson (Oct 23, 2004) Plackemeier, R. vs Wake Forest (Nov 27, 2004)
Punting Avg	45.0	Chason, C. at Clemson (Oct 23, 2004)
Long Punt	69	Plackemeier, R. vs Wake Forest (Nov 27, 2004)
Long Punt Return	27	Pearman, A. at Virginia (Nov 06, 2004)
Long Kickoff Return	94	Davis, C., at Duke (Sep 25, 2004)
Tackles	16	Bennett, T., vs Temple (Sep 11, 2004)
Sacks	2.5	Reis, C., vs Georgia Tech (Oct 09, 2004)
Tackles For Loss	3.0	Reis, C., vs Georgia Tech (Oct 09, 2004)
Interceptions	2	Jones, Adam, at West Virginia (Sep 18, 2004) Brooks, A. at Virginia (Nov 06, 2004)

## Opponent Team Highs

Rushes	61	at West Virginia (Sep 18, 2004) at Virginia (Nov 06, 2004)
Yards Rushing	295	at Virginia (Nov 06, 2004)
Yards Per Rush	4.8	at Virginia (Nov 06, 2004)
TD Rushes	4	at Virginia Tech (Nov 18, 2004)
Pass attempts	51	vs Florida State (Oct 30, 2004)
Pass completions	22	vs Florida State (Oct 30, 2004)
Yards Passing	304	vs Florida State (Oct 30, 2004)
Yards Per Pass	9.8	at Virginia Tech (Nov 18, 2004)
TD Passes	2	at Virginia Tech (Nov 18, 2004)
Total Plays	83	at West Virginia (Sep 18, 2004)
Total Offense	409	at Virginia (Nov 06, 2004)
Yards Per Play	5.9	at Virginia Tech (Nov 18, 2004)
Points	55	at Virginia Tech (Nov 18, 2004)
Sacks By	7	vs Georgia Tech (Oct 09, 2004)
First Downs	26	at Virginia (Nov 06, 2004)
Penalties	9	vs Temple (Sep 11, 2004)
Penalty Yards	75	at Virginia Tech (Nov 18, 2004)
Turnovers	4	at Duke (Sep 25, 2004)
Interceptions By	4	at Virginia Tech (Nov 18, 2004)

## PARTICIPATION CHART

SENIORS (19)	NI	TM	WV	DU	GT	ST	CL	FS	VA	VT	WF
2 Kelley SS	S	S	S	S	S	S	S	S	S	S	S
3 R.Abiamiri TE	x	x	x	x	x	S	S	S	S	x	x
6 Foxworth CB	S	S	S	S	S	S	S	S	S	S	S
15 C.Williams WR	x	x	x	x	x	x	x	x	x	x	x
17 Haigler CB	S	x	x	x	x	x	x	x	x	x	x
22 Parson WR	x	x	S	x	x	x	x	x	x	x	x
24 Beltran SS	cd	cd	dnt	dnt	cd	cd	dnt	cd	dnt	dnt	cd
26 Custis FS	S	S	S	S	S	S	S	S	S	S	S
29 Maldonado TB	x	x	x	S	x	x	x	x	S	x	x
34 Suter WR	S	S	S	S	S	x	S	x	inj	S	S
40 M.Smith FB	x	S	x	x	x	x	x	S	x	x	x
41 Eli DE	x	S	S	inj	x	S	S	S	S	S	S
46 Novak PK	S	S	S	S	S	S	S	S	S	S	S
47 Condo LS/DE	x	x	x	x	x	x	x	x	x	x	x
72 K.Schmitt C	S	S	S	S	S	S	S	S	S	S	S
74 Brooks OG	S	S	S	S	S	S	S	S	S	S	S
76 Scott DT	S	S	S	S	S	S	S	S	S	S	S
78 Flynn OT	x	x	x	x	x	x	x	x	cd	x	x
79 Lombardo OT	S	S	S	S	S	S	inj	S	S	S	S
<b>Class Participation</b>	<b>18-10</b>	<b>18-11</b>	<b>18-11</b>	<b>17-10</b>	<b>18-9</b>	<b>18-10</b>	<b>17-10</b>	<b>18-11</b>	<b>16-11</b>	<b>18-10</b>	<b>18-10</b>

R-FRESHMEN (19)	NI	TM	WV	DU	GT	ST	CL	FS	VA	VT	WF
4 Moyseenko QB	cd	cd	dnt	dnt	cd	cd	dnt	cd	dnt	dnt	cd
10 Mitch QB	cd	cd	cd	x	cd	cd	cd	cd	dnt	dnt	cd
19 Amadi SS	cd	cd	dnt	dnt	cd	cd	dnt	cd	dnt	dnt	cd
32 Cesa LB	x	x	cd	x	cd	cd	cd	cd	x	x	x
35 Jefferson LB	x	x	x	x	x	x	x	inj	inj	inj	x
37 Saha DB	cd	cd	dnt	dnt	cd	cd	dnt	cd	dnt	dnt	cd
44 Ball TB	cd	x	cd	cd	cd	cd	cd	x	cd	x	x
50 Lemons DE	cd	x	cd	cd	cd	cd	cd	cd	cd	x	cd
53 McDermond LS	cd	cd	cd	cd	cd	cd	cd	cd	cd	dnt	cd
58 Nixon OT	x	x	cd	x	x	cd	S	inj	inj	inj	x
63 Crummey OG	x	S	S	S	x	S	S	inj	x	x	x
66 Clig OG	cd	x	cd	x	cd	cd	cd	cd	dnt	dnt	cd
69 Woods OG	cd	x	dnt	x	cd	x	x	x	x	x	S
71 Choate OT	cd	cd	dnt	dnt	cd	cd	cd	cd	dnt	dnt	cd
76 Matto OT	cd	cd	cd	dnt	cd	cd	cd	cd	cd	cd	cd
80 Haynos TE	x	x	x	x	cd	cd	x	cd	x	x	x
90 P.Powell DE	cd	cd	dnt	dnt	cd	cd	cd	cd	dnt	dnt	cd
92 Moore DT	cd	cd	cd	x	x	x	x	x	x	x	x
98 Savage DE	cd	x	x	x	cd	x	cd	x	cd	x	cd
<b>Class Participation</b>	<b>5-0</b>	<b>10-1</b>	<b>4-1</b>	<b>10-1</b>	<b>4-0</b>	<b>5-1</b>	<b>6-2</b>	<b>4-0</b>	<b>5-0</b>	<b>8-0</b>	<b>8-1</b>

JUNIORS (21)	NI	TM	WV	DU	GT	ST	CL	FS	VA	VT	WF
5 Dickerson FB/LB	x	x	x	x	x	x	x	x	x	x	x
8 Merrills TB	x	x	x	x	x	x	x	x	x	x	x
9 Walker WR	x	x	x	x	x	S	x	S	S	inj	x
27 Harris FS	x	x	x	x	x	x	x	x	x	x	x
33 Allen TB	S	S	S	x	S	S	S	S	x	S	S
38 McPhearson CB	x	S	S	S	S	S	S	x	x	x	x
43 Gruber FB	cd	cd	dnt	dnt	cd	cd	dnt	cd	dnt	dnt	cd
45 Merriman DE	S	S	S	S	S	S	S	S	S	S	S
48 Kershaw LB	S	S	S	S	S	S	S	S	S	S	S
52 Jackson LB	S	S	S	S	S	S	S	S	S	S	S
56 Jenkins C	cd	cd	cd	cd	cd	cd	dnt	cd	dnt	dnt	cd
61 Nwachukwu LB	cd	cd	dnt	dnt	cd	cd	dnt	cd	dnt	dnt	cd
64 Duffie NT	S	S	inj	inj	inj	inj	inj	inj	inj	inj	inj
65 M.Powell OT	cd	x	dnt	dnt	cd	cd	dnt	cd	cd	cd	x
68 McDonald C	cd	x	cd	x	cd	cd	cd	cd	cd	cd	cd
70 Heyer OT	S	S	S	S	S	S	S	S	S	S	S
77 Bonham OG	S	inj	x	x	S	inj	inj	S	S	S	inj
83 Fenner WR	S	S	S	S	S	S	x	inj	S	S	S
84 Miller TE	S	S	S	S	S	S	S	S	S	S	S
85 Melendez WR	x	x	inj	inj	x	x	inj	x	inj	inj	inj
93 Bryan NT	cd	x	cd	x	cd	cd	cd	cd	cd	x	cd
<b>Class Participation</b>	<b>15-9</b>	<b>17-9</b>	<b>13-8</b>	<b>15-7</b>	<b>15-9</b>	<b>13-9</b>	<b>12-7</b>	<b>13-8</b>	<b>13-8</b>	<b>13-8</b>	<b>13-7</b>

TRUE FRESHMEN (30)	NI	TM	WV	DU	GT	ST	CL	FS	VA	VT	WF
1 Henderson QB	cd	cd	cd	cd	cd	cd	cd	cd	cd	cd	cd
12 Skepamias LB	cd	cd	dnt	dnt	cd	cd	cd	cd	cd	dnt	cd
13 Gronkowski TE	cd	cd	dnt	cd	cd	cd	cd	cd	cd	cd	cd
19 Steffy QB	cd	x	cd	x	x	x	cd	cd	x	x	inj
20 Barnes CB	cd	cd	dnt	dnt	cd	cd	cd	cd	dnt	dnt	cd
23 Varner CB	x	x	x	x	x	x	x	x	x	x	x
24 Taylor FS	cd	cd	dnt	dnt	cd	cd	cd	cd	dnt	dnt	cd
25 Lattimer TB	inj	inj	inj	inj	x	x	x	x	cd	x	cd
30 Justice SS	x	x	x	x	x	x	x	x	x	x	x
36 Seck LB	cd	cd	dnt	dnt	cd	cd	cd	cd	dnt	dnt	cd
39 Egekeze PK	cd	cd	dnt	dnt	cd	cd	cd	cd	dnt	dnt	cd
39 A.Schmitt LS	cd	cd	cd	cd	cd	cd	cd	cd	dnt	dnt	cd
40 Hill LB	cd	cd	dnt	dnt	cd	cd	cd	cd	dnt	dnt	cd
42 Bullock LB	cd	cd	dnt	dnt	cd	cd	cd	cd	dnt	dnt	cd
43 Deese FB	cd	cd	dnt	dnt	cd	cd	cd	cd	dnt	dnt	cd
51 Lenz LB	inj	inj	inj	inj	inj	inj	inj	inj	inj	inj	inj
55 Covington LB/DE	cd	cd	dnt	dnt	cd	cd	cd	cd	dnt	dnt	cd
60 E.Williams OT	cd	cd	dnt	dnt	cd	cd	cd	cd	dnt	dnt	cd
61 Oliver OL	cd	cd	dnt	dnt	cd	cd	cd	cd	dnt	dnt	cd
64 Parker OT	cd	cd	dnt	dnt	cd	cd	cd	cd	dnt	dnt	cd
67 Griffin DT	cd	x	cd	x	cd	x	cd	cd	cd	x	x
68 Feliciano DT	cd	x	cd	x	cd	cd	cd	cd	cd	x	x
73 Burley OT	cd	x	cd	x	cd	cd	x	x	cd	cd	cd
75 Thomas OT	cd	cd	dnt	dnt	cd	cd	cd	cd	dnt	dnt	cd
87 Hayes WR	cd	cd	dnt	dnt	cd	cd	cd	cd	dnt	cd	cd
88 Goode TE	cd	cd	cd	cd	cd	cd	x	cd	dnt	cd	cd
89 Goldberg WR	cd	cd	dnt	dnt	cd	cd	cd	cd	dnt	cd	cd
91 Frost DE	cd	cd	dnt	dnt	cd	cd	cd	cd	dnt	dnt	cd
96 Randolph DE	cd	cd	dnt	dnt	cd	cd	cd	cd	dnt	dnt	cd
97 Marsh DT	cd	cd	dnt	dnt	cd	cd	cd	cd	dnt	dnt	cd
<b>Class Participation</b>	<b>2-0</b>	<b>6-0</b>	<b>2-0</b>	<b>6-0</b>	<b>4-0</b>	<b>5-0</b>	<b>5-0</b>	<b>4-0</b>	<b>3-0</b>	<b>6-0</b>	<b>4-0</b>

**ACTIVE PLAYERS**    49    62    47    64    50    50    50    48    46    56    52

x – indicates played in game  
 S – indicates started game  
 cd – indicates did not play/coach's decision  
 inj – indicates did not play or travel due to injury  
 dnt – indicates did not travel for reason other than injury  
 rs - indicates will sit out season as a redshirt

SOPHOMORES (19)	NI	TM	WV	DU	GT	ST	CL	FS	VA	VT	WF
4 Wilson CB	x	x	x	x	x	x	x	S	S	S	S
7 Humber TB	inj	inj	inj	x	cd	cd	cd	cd	dnt	dnt	cd
11 Ennis PK	cd	cd	cd	cd	cd	cd	cd	cd	cd	cd	cd
11 Weatherly WR	x	x	x	x	inj	x	x	x	x	inj	inj
12 Wimbush SS	inj	inj	inj	x	cd	cd	cd	cd	dnt	cd	cd
14 Hollenbach QB	cd	cd	cd	x	cd	cd	cd	cd	cd	x	S
16 Statham QB	S	S	S	S	S	S	S	S	S	S	cd
18 Davis TE	S	x	x	S	S	x	S	x	x	S	S
21 Choice CB	cd	x	cd	x	cd	cd	cd	cd	cd	x	cd
35 Jones FB	cd	cd	dnt	dnt	cd	cd	dnt	cd	dnt	dnt	cd
36 Podlesh P	S	S	S	S	S	S	S	S	S	S	S
49 J.Smith LB	inj	inj	inj	x	cd	cd	dnt	cd	dnt	cd	cd
54 Holloway LB	S	S	S	S	S	S	S	S	S	S	S
59 Quaintance OG	cd	cd	dnt	dnt	cd	cd	dnt	cd	dnt	cd	cd
81 P.Abiamiri WR	cd	x	cd	x	x	cd	x	cd	x	x	x
82 G.Powell WR	cd	cd	dnt	x	cd	cd	cd	cd	dnt	cd	cd
86 Schell TE	x	x	x	x	x	x	x	x	cd	x	x
95 Bolston DT	S	x	S	S	S	S	S	S	S	S	S
99 Armstrong DT	x	x	x	S	S	x	x	x	x	x	x
<b>Class Participation</b>	<b>9-5</b>	<b>11-3</b>	<b>10-4</b>	<b>16-6</b>	<b>9-6</b>	<b>9-4</b>	<b>10-5</b>	<b>9-5</b>	<b>9-5</b>	<b>11-6</b>	<b>9-6</b>



## 2004 STARTERS

### Offense

GAME	Wide Receiver	Left Tackle	Left Guard	Center	Right Guard	Right Tackle	Tight End	Quarterback	Tailback	FB / TE / WR	WR / TE
Northern Illinois	Fenner <sup>2</sup>	Heyer <sup>14</sup>	Brooks <sup>41</sup>	K.Schmitt <sup>16</sup>	Bonham <sup>1</sup>	Lombardo <sup>1</sup>	Miller <sup>2</sup>	Statham <sup>1</sup>	Allen <sup>9</sup>	Davis <sup>1</sup>	Suter <sup>11</sup>
Temple	Fenner <sup>3</sup>	Heyer <sup>15</sup>	Brooks <sup>42</sup>	K.Schmitt <sup>17</sup>	Crummey <sup>1</sup>	Lombardo <sup>2</sup>	Miller <sup>3</sup>	Statham <sup>2</sup>	Allen <sup>10</sup>	M.Smith <sup>3</sup>	Suter <sup>12</sup>
at West Virginia	Fenner <sup>4</sup>	Heyer <sup>16</sup>	Brooks <sup>43</sup>	K.Schmitt <sup>18</sup>	Crummey <sup>2</sup>	Lombardo <sup>3</sup>	Miller <sup>4</sup>	Statham <sup>3</sup>	Allen <sup>11</sup>	Parson <sup>1</sup>	Suter <sup>13</sup>
at Duke	Fenner <sup>5</sup>	Heyer <sup>17</sup>	Brooks <sup>44</sup>	K.Schmitt <sup>19</sup>	Crummey <sup>3</sup>	Lombardo <sup>4</sup>	Miller <sup>5</sup>	Statham <sup>4</sup>	Maldonado <sup>1</sup>	Davis <sup>2</sup>	Suter <sup>14</sup>
Georgia Tech	Fenner <sup>6</sup>	Heyer <sup>18</sup>	Brooks <sup>45</sup>	K.Schmitt <sup>20</sup>	Bonham <sup>2</sup>	Lombardo <sup>5</sup>	Miller <sup>6</sup>	Statham <sup>5</sup>	Allen <sup>12</sup>	Davis <sup>3</sup>	Suter <sup>15</sup>
NC State	Fenner <sup>7</sup>	Heyer <sup>19</sup>	Brooks <sup>46</sup>	K.Schmitt <sup>21</sup>	Crummey <sup>4</sup>	Lombardo <sup>6</sup>	Miller <sup>7</sup>	Statham <sup>6</sup>	Allen <sup>13</sup>	R.Abiamir <sup>2</sup>	Walker <sup>1</sup>
at Clemson	Suter <sup>16</sup>	Heyer <sup>20</sup>	Brooks <sup>47</sup>	K.Schmitt <sup>22</sup>	Crummey <sup>5</sup>	Nixon <sup>1</sup>	Miller <sup>8</sup>	Statham <sup>7</sup>	Allen <sup>14</sup>	R.Abiamir <sup>3</sup>	Davis <sup>4</sup>
Florida State	Walker <sup>2</sup>	Heyer <sup>21</sup>	Brooks <sup>48</sup>	K.Schmitt <sup>23</sup>	Bonham <sup>3</sup>	Lombardo <sup>7</sup>	Miller <sup>9</sup>	Statham <sup>8</sup>	Allen <sup>15</sup>	M.Smith <sup>4</sup>	R.Abiamir <sup>4</sup>
at Virginia	Fenner <sup>8</sup>	Heyer <sup>22</sup>	Brooks <sup>49</sup>	K.Schmitt <sup>24</sup>	Bonham <sup>4</sup>	Lombardo <sup>8</sup>	Miller <sup>10</sup>	Statham <sup>9</sup>	Maldonado <sup>2</sup>	R.Abiamir <sup>4</sup>	Walker <sup>3</sup>
at Virginia Tech	Fenner <sup>9</sup>	Heyer <sup>23</sup>	Brooks <sup>50</sup>	K.Schmitt <sup>25</sup>	Bonham <sup>5</sup>	Lombardo <sup>9</sup>	Miller <sup>11</sup>	Statham <sup>10</sup>	Allen <sup>16</sup>	Davis <sup>5</sup>	Suter <sup>17</sup>
Wake Forest	Fenner <sup>10</sup>	Heyer <sup>24</sup>	Brooks <sup>51</sup>	K.Schmitt <sup>26</sup>	Woods <sup>1</sup>	Lombardo <sup>10</sup>	Miller <sup>12</sup>	Hollenbach <sup>1</sup>	Allen <sup>17</sup>	Davis <sup>5</sup>	Suter <sup>18</sup>

### Defense


GAME	Def. End	Def. Tackle	Nose Tackle	Def. End	WLB	MLB	SLB	Cornerback	Strong Safety	Free Safety	Cornerback
Northern Illinois	Scott <sup>1</sup>	Bolston <sup>1</sup>	Duffie <sup>2</sup>	Merriman <sup>6</sup>	Kershaw <sup>1</sup>	Jackson <sup>14</sup>	Holloway <sup>1</sup>	Foxworth <sup>30</sup>	Kelley <sup>1</sup>	Custis <sup>1</sup>	Haigler <sup>1</sup>
Temple	Eli <sup>11</sup>	Scott <sup>2</sup>	Duffie <sup>3</sup>	Merriman <sup>7</sup>	Kershaw <sup>2</sup>	Jackson <sup>15</sup>	Holloway <sup>2</sup>	Foxworth <sup>31</sup>	Kelley <sup>2</sup>	Custis <sup>2</sup>	McPhearson <sup>1</sup>
at West Virginia	Eli <sup>12</sup>	Bolston <sup>2</sup>	Scott <sup>3</sup>	Merriman <sup>8</sup>	Kershaw <sup>3</sup>	Jackson <sup>16</sup>	Holloway <sup>3</sup>	Foxworth <sup>32</sup>	Kelley <sup>3</sup>	Custis <sup>3</sup>	McPhearson <sup>2</sup>
at Duke	Scott <sup>4</sup>	Bolston <sup>3</sup>	Armstrong <sup>1</sup>	Merriman <sup>9</sup>	Kershaw <sup>4</sup>	Jackson <sup>17</sup>	Holloway <sup>4</sup>	Foxworth <sup>33</sup>	Kelley <sup>4</sup>	Custis <sup>4</sup>	McPhearson <sup>3</sup>
Georgia Tech	Scott <sup>5</sup>	Bolston <sup>4</sup>	Armstrong <sup>2</sup>	Merriman <sup>10</sup>	Kershaw <sup>5</sup>	Jackson <sup>18</sup>	Holloway <sup>5</sup>	Foxworth <sup>34</sup>	Kelley <sup>5</sup>	Custis <sup>5</sup>	McPhearson <sup>4</sup>
NC State	Eli <sup>13</sup>	Bolston <sup>5</sup>	Scott <sup>6</sup>	Merriman <sup>11</sup>	Kershaw <sup>6</sup>	Jackson <sup>19</sup>	Holloway <sup>6</sup>	Foxworth <sup>35</sup>	Kelley <sup>6</sup>	Custis <sup>6</sup>	McPhearson <sup>5</sup>
at Clemson	Eli <sup>14</sup>	Bolston <sup>6</sup>	Scott <sup>7</sup>	Merriman <sup>12</sup>	Kershaw <sup>7</sup>	Jackson <sup>20</sup>	Holloway <sup>7</sup>	Foxworth <sup>36</sup>	Kelley <sup>7</sup>	Custis <sup>7</sup>	McPhearson <sup>6</sup>
Florida State	Eli <sup>15</sup>	Bolston <sup>7</sup>	Scott <sup>8</sup>	Merriman <sup>13</sup>	Kershaw <sup>8</sup>	Jackson <sup>21</sup>	Holloway <sup>8</sup>	Foxworth <sup>37</sup>	Kelley <sup>8</sup>	Custis <sup>8</sup>	Wilson <sup>1</sup>
at Virginia	Eli <sup>16</sup>	Bolston <sup>8</sup>	Scott <sup>9</sup>	Merriman <sup>14</sup>	Kershaw <sup>9</sup>	Jackson <sup>22</sup>	Holloway <sup>9</sup>	Foxworth <sup>38</sup>	Kelley <sup>9</sup>	Custis <sup>9</sup>	Wilson <sup>2</sup>
at Virginia Tech	Eli <sup>17</sup>	Bolston <sup>9</sup>	Scott <sup>10</sup>	Merriman <sup>15</sup>	Kershaw <sup>10</sup>	Jackson <sup>23</sup>	Holloway <sup>10</sup>	Foxworth <sup>39</sup>	Kelley <sup>10</sup>	Custis <sup>10</sup>	Wilson <sup>3</sup>
Wake Forest	Eli <sup>18</sup>	Bolston <sup>10</sup>	Scott <sup>11</sup>	Merriman <sup>16</sup>	Kershaw <sup>11</sup>	Jackson <sup>24</sup>	Holloway <sup>11</sup>	Foxworth <sup>40</sup>	Kelley <sup>11</sup>	Custis <sup>11</sup>	Wilson <sup>4</sup>

### Class Starters by Game (INCLUDES PUNTER & KICKER)

GAME	Seniors	Juniors	Sophomores	R-Freshmen	True Freshmen	Total
Northern Illinois	10	9	5	0	0	24
Temple	11	9	3	1	0	24
at West Virginia	11	8	4	1	0	24
at Duke	10	7	6	1	0	24
Georgia Tech	9	9	6	0	0	24
NC State	10	9	4	1	0	24
at Clemson	10	7	5	2	0	24
Florida State	11	8	5	0	0	24
at Virginia	11	8	5	0	0	24
at Virginia Tech	10	8	6	0	0	24
Wake Forest	10	7	6	1	0	24

### Terrapin Playing-Experience Superlatives

	Offense	Defense
Most overall starts, career —	51, C.J. Brooks (OG) 26, Kyle Schmitt (OC)	40, Domonique Foxworth (CB) 24, D'Qwell Jackson (LB)
Most overall starts, 2004 —	11, by Stephon Heyer (OT), C.J. Brooks (OG), Kyle Schmitt (OC), Derek Miller (TE)	11, by 8
Most consecutive starts, career —	31, C.J. Brooks (OG) 24, Kyle Schmitt (OC)	38, Domonique Foxworth (CB) 25, D'Qwell Jackson (LB)
Most consecutive starts, 2004 —	11, by 5	11, by 8



## GAME 1

**Byrd Stadium  
College Park, Md.  
Sept. 4, 2004**

**#22/21 MARYLAND 23**  
**NORTHERN ILLINOIS 20**

COLLEGE PARK, Md. — Nick Novak kicked three field goals to become the all-time leader in scoring in the Atlantic Coast Conference and the Maryland Terrapins won their first season-opener in three years in outlasting Northern Illinois before a sellout crowd at Byrd Stadium.

Novak hit field goals of 43, 34 and 44 yards and added a pair of extra points. His 11 points gave him 335 for his career, breaking the league's previous record of 326 by Scott Bentley of Florida State.

His third field goal was a 44-yarder that gave Maryland a 23-12 lead with 10:33 left in the game. But Northern Illinois pulled within three points five minutes later when Jason Hawkins scooped up a fumble and went 85 yards for a touchdown and Huskie quarterback Phil Horvath found Sam Hurd with a two-point pass.

Maryland managed two first downs and drove to midfield on its next possession, but was forced to punt. The Huskies got the ball back with 2:04 to play, but their attempt to tie the game fell short when the clock ran out with NIU on the Terp 33-yard line.

Josh Allen opened his junior year by hitting the century mark, rushing for 102 yards on 22 carries and scoring on a 1-yard touchdown on Maryland's opening drive of the third quarter.

Sammy Maldonado also ran well for the Terps, gaining 84 yards on 14 rushes and scoring Maryland's first touchdown of the season on a 9-yard scamper early in the second quarter.

Northern Illinois scored first when Josh Allen covered a fumbled pitchout by Terp QB Joel Statham in the end zone for a Huskie safety.

The Terps rallied for a 10-2 half-time lead and went ahead 17-2 early in the third quarter when Allen's 1-yard scoring run cashed in a Huskie turnover on the second-half kickoff.

NIU came right back to go 80 yards on 10 plays to set up a 4-yard scoring pass from Horvath to Garrett Wolfe.

Maryland came back on the next possession with a 67-yard, 12-play drive to set up a 34-yard field goal by Novak and pull ahead 20-9.

The Terrapin defense held NIU to just 337 yards in total offense. The effort was led by junior defensive end Shawne Merriman, who finished with a career-high 10 tackles, including three for loss and one sack. D'Qwell Jackson, the Terps' leading tackler from a year ago, finished with nine tackles and a pair of interceptions.

### Box Score

	1st	2nd	3rd	4th	OT	Final
Northern Ill. (0-1)	2	0	7	11	-	20
MARYLAND (1-0)	0	10	10	3	-	23

#### First Quarter

NIU - Safety, Josh Allen covers Md. fumble in end zone, 10:28

#### Second Quarter

MD - Sammy Maldonado 9 run (Nick Novak kick), 14:24

MD - FG Nick Novak 43, 8:48

#### Third Quarter

MD - Josh Allen 1 run (Novak kick), 13:00

NIU - Garrett Wolfe 4 pass from Phil Horvath (Chris Nendick kick), 9:03

MD - FG Nick Novak 34, 3:31

#### Fourth Quarter

NIU - FG Chris Nendick 21, 14:12

MD - FG Nick Novak 44, 10:33

NIU - Jason Hawkins 85 fumble return (Sam Hurd pass fr Horvath), 5:34

	Maryland	NIU
First Downs	21	20
Rushes-Yards	46-198	38-118
Comp-Att-Int	12-22-1	19-37-2
Passing Yards	169	219
Return Yards	105	215
Punts-Average	3-48.7	6-33.0
Fumbles-Lost	4-2	1-1
Penalties-Yards	5-45	5-36
Sacks By-Yards Lost	1-9	2-29
Time of Possession	29:36	30:24

#### INDIVIDUAL STATISTICS

**RUSHING** - Maryland: Josh Allen 22-102, Sammy Maldonado 14-84, Steve Suter 2-16, Joel Statham 8-minus 4; Northern Illinois: A.J. Harris 22-94, Garrett Wolfe 9-24, Josh Haldi 1-5, Phil Horvath 4-3, Adrian Davis 1-minus 2, Dan Sheldon 1-minus 6.

**PASSING** - Maryland: Joel Statham 12-22-1-169; Northern Illinois Phil Horvath 19-36-2-219, Josh Haldi 0-1-0-0.

**RECEIVING** - Maryland: Vernon Davis 5-72, Rich Parson 2-39, Dan Melendez 2-28, Derrick Fenner 1-27, Rob Abiamini 1-2, Josh Allen 1-1; Northern Illinois: Sam Hurd 4-51, Brad Cieslak 4-41, Dan Sheldon 3-53, A.J. Harris 3-14, Jake Nordin 2-15, Jeremy Pugh 1-28; Marcus Perez 1-13, Garrett Wolfe 1-4.

**MISSED FIELD GOALS** - None.

**TACKLES** - Maryland: Shawne Merriman 9-1-10, D'Qwell Jackson 8-1-9, Chris Kelley 5-4-9, David Holloway 4-4-8, William Kershaw 5-2-7; Northern Illinois: Ray Smith 10-0-10, Lionel Hickenbottom 8-2-10, Brian Atkinson 8-2-10, Adriel Hansbro 7-1-8.

ATT - 51,830. WEATHER - 82 degrees, clear.



## GAME 2

**Byrd Stadium  
College Park, Md.  
Sept. 11, 2004**

**#23/21 MARYLAND 45**  
**TEMPLE 22**

COLLEGE PARK, Md. — Sammy Maldonado hit the century mark for the first time in his career, rushing for 106 yards and a pair of 1-yard touchdowns to lead Maryland to a non-conference victory over Temple before the second straight sellout crowd at Byrd Stadium.

Maldonado, a transfer from Ohio State, sparked the Maryland rushing offense while sophomore quarterback Joel Statham passed for 268 yards to pace a balanced Terrapin attack.

Statham completed 18 of 25 passes and threw for two touchdowns before leaving the game in the middle of the third quarter. He threw for 201 yards in the first half, staking Maryland to a 28-0 halftime lead.

After the Terps' defense forced a three-and-out on the first Temple possession, Maryland went 51 yards in nine plays to set up a 12-yard scoring pass from Statham to Jo Jo Walker.

The same pattern again occurred on the next set of possessions, with a Maryland defensive stand setting up an 11-play, 46-yard drive that resulted in Maldonado's first touchdown.

Josh Allen scored on a 5-yard run early in the second quarter and Statham found Derrick Fenner on a 14-yard TD pass prior to halftime, as Maryland scored on its first four possessions of the game.

Temple got the first score of the second half, as quarterback Walter Washington ran for a 3-yard touchdown midway through the third quarter. But Maldonado's second score brought the Maryland lead back to 35-7 later in the period.

Washington added an 18-yard scoring run early in the fourth quarter. The Owls QB ended the game as his team's leading rusher with 75 yards on 15 carries and threw for 188 yards on a 16-for-27 performance.

Senior defensive lineman Henry Scott fell on a Temple fumble in the end zone for the Terps' final touchdown of the game.

The victory was the 13th straight at home for Maryland and ran Head Coach Ralph Friedgen's Byrd Stadium record to 21-1 in three seasons plus two games.

Freshman Wesley Jefferson led the Maryland defense with 12 tackles, playing mostly with the second team.

### Box Score

	1st	2nd	3rd	4th	OT	Final
Temple (0-2)	0	0	7	15	-	22
MARYLAND (2-0)	14	14	7	10	-	45

#### First Quarter

MD - Jo Jo Walker 12 pass from Joel Statham (Nick Novak kick), 10:25

MD - Sammy Maldonado 1 run (Novak kick), 5:11

#### Second Quarter

MD - Josh Allen 5 run (Novak kick), 9:31

MD - Derrick Fenner 14 pass from Statham (Novak kick), 3:54

#### Third Quarter

Temp - Walter Washington 3 run (Ryan Lux kick), 8:15

MD - Sammy Maldonado 1 run (Novak kick), 3:30

#### Fourth Quarter

Temp - Walter Washington 18 run (Lux kick), 11:08

MD - FG Novak 39, 5:20

Temp - Tim Brown 1 run (Washington run), 2:56

MD - Henry Scott recovered fumble in end zone (Novak kick), 1:17

	Maryland	Temple
First Downs	19	26
Rushes-Yards	49-203	37-158
Comp-Att-Int	18-28-0	16-27-0
Passing Yards	268	188
Return Yards	58	130
Punts-Average	3-36.0	5-33.8
Fumbles-Lost	3-1	4-2
Penalties-Yards	9-69	9-50
Sacks By-Yards Lost	2-13	2-21
Time of Possession	33:10	26:50

#### INDIVIDUAL STATISTICS

**RUSHING** - Maryland: Sammy Maldonado 18-106, Josh Allen 12-39, Joel Statham 5-29, Mario Merrills 10-28, Jo Jo Walker 1-6, Jordan Steffy 2-3, Dan Melendez 1-minus 8; Temple: Walter Washington 15-75, Umar Ferguson 10-56, Tim Brown 10-48, Team 2-minus 21.


**PASSING** - Maryland: Joel Statham 18-25-0-268, Jordan Steffy 0-3-0-0; Temple: Walter Washington 16-27-0-188.

**RECEIVING** - Maryland: Derrick Fenner 4-70, Steve Suter 3-56, Dan Melendez 3-42, Rich Parson 2-37, Drew Weatherly 2-21, Sammy Maldonado 2-14, Rob Abiamini 1-16, Jo Jo Walker 1-12; Temple: Phil Goodman 4-51, Tim Brown 4-23, Christian Dunbar 2-46, Buchie Ibeh 2-18, Umar Ferguson 2-14, Jamel Harris 1-32, Ikey Chuku 1-4.

**MISSED FIELD GOALS** - Maryland: Nick Novak 45.

**TACKLES** - Maryland: Wesley Jefferson 5-7-12, Tim Cesa 4-3-7, Milton Harris 3-4-7, Gerrick McPhearson 4-1-5, Josh Wilson 2-2-4, D'Qwell Jackson 2-2-4, William Kershaw 1-3-4; Temple: Troy Bennett 7-9-16, Durrel Davis 4-5-9, Jamil Porter 6-2-8, Rian Wallace 4-3-7.

ATT - 51,292. WEATHER - 78 degrees, partly cloudy.



## GAME 3

### Mountaineer Field Morgantown, W.Va. Sept. 18, 2004

**#7/8 WEST VIRGINIA 19 (OT)**

**#21/19 MARYLAND 16**

MORGANTOWN, W.Va. — Chris Henry caught a 7-yard scoring pass from Rasheed Marshall to end the first overtime period and lift No. 7 West Virginia to an overtime victory over 19th-ranked Maryland before a sellout crowd at Mountaineer Field.

The WVU victory ended a four-game losing streak in the series.

The Mountaineers won the overtime coin toss and selected to have the ball second in the extra period. Maryland scored first, as Nick Novak's third field goal of the day was a 33-yarder that put the Terps ahead 16-13 in the OT.

West Virginia got a first down on its possession, then faced a third-and-4 at the 7-yard line. Marshall found Henry on a 7-yard slant pattern in the corner for the victory.

Despite four turnovers in the first half, Maryland trailed only 7-3 at halftime. Brad Cooper then hit a 45-yard field goal midway through the period to put West Virginia up 10-3.

But two possessions later, Maryland took advantage of a short punt and started a drive on the WVU 43. It took the Terrapins only four plays to cover the 43 yards, as Joel Statham hit Derrick Fenner on a 27-yard touchdown pass that tied the game with 1:21 left in the third quarter.

Maryland took its first lead of the game when Novak ended the Terps' opening possession of the fourth quarter with a 46-yard field goal. The score, with 9:23 left in the game, capped a 12-play, 52-yard drive.

West Virginia matched the field goal on its next possession, ending a 61-yard, nine-play drive with a 37-yard field goal by Cooper.

Novak and Cooper then traded misses, with the Terps' Novak missing from 49 yards with 1:15 left and Cooper having a 39-yarder blocked by William Kershaw with five seconds to play in regulation.

WVU's Kay-Jay Harris finished with 142 yards on 32 carries, scoring the game's first points on a 6-yard touchdown run in the first quarter. Henry finished with five catches for 72 yards.

Sammy Maldonado had 69 yards rusing and Josh Allen added 66 for Maryland.

A strong defensive performance by the Terps was led by D'Qwell Jackson, who finished with 16 tackles.

### Box Score

	1st	2nd	3rd	4th	OT	Final
MARYLAND (2-1)	0	3	7	3	3	16
West Virginia (3-0)	7	0	3	3	6	19

#### First Quarter

WV - Kay-Jay Harris 6 run (Brad Cooper kick), 8:29

#### Second Quarter

MD - FG Nick Novak 31, 11:48

#### Third Quarter

WV - FG Brad Cooper 45, 7:46

MD - Derrick Fenner 27 pass from Joel Statham (Novak kick), 1:21

#### Fourth Quarter

MD - FG Nick Novak 46, 9:23

WV - FG Brad Cooper 37, 6:20

#### Overtime

MD - FG Nick Novak 33

WV - Chris Henry 7 pass from Rasheed Marshall

	Maryland	West Virginia
First Downs	17	22
Rushes-Yards	41-187	61-220
Comp-Att-Int	9-20-3	10-22-0
Passing Yards	108	132
Return Yards	61	133
Punts-Average	2-46.5	5-35.2
Fumbles-Lost	3-2	2-1
Penalties-Yards	4-20	6-60
Sacks By-Yards Lost	4-29	0-0
Time of Possession	27:18	32:42

#### INDIVIDUAL STATISTICS

RUSHING - Maryland: Sammy Maldonado 13-69, Josh Allen 18-66, Joel Statham 6-39, Steve Suter 1-15, Jo Jo Walker 1-minus 2, Team 2-0; West Virginia: Kay-Jay Harris 32-142, Rasheed Marshall 15-47, Jason Colson 13-39, Team 1-minus 8.

PASSING - Maryland: Joel Statham 9-20-3-108; West Virginia: 10-20-0-132, Team 0-2-0-0.

RECEIVING - Maryland: Derrick Fenner 2-42, Jo Jo Walker 2-17, Drew Weatherly 1-18, Rich Parson 1-11, Rob Abiamiri 1-8, Steve Suter 1-8, Vernon Davis 1-4; West Virginia: Chris Henry 5-72, Miquelle Henderson 3-30, Jason Colson 2-30.

MISSSED FIELD GOALS - Maryland: Nick Novak 49; West Virginia: Brad Cooper 39, 39.

TACKLES - Maryland: D'Qwell Jackson 9-7-16, Shawne Merriman 8-1-9, David Holloway 8-0-8, William Kershaw 5-2-7, Henry Scott 6-0-6, Chris Kelley 4-2-6, Conrad Bolton 3-3-6; West Virginia: Adam Jones 7-1-8, Scott Gyorko 7-0-7, Kevin McLee 5-1-6, Lawrence Audena 4-2-6, Jason Hardee 3-2-5.

ATT - 60,358. WEATHER - 58 degrees, overcast, then clearing.



## GAME 4

### Wallace Wade Stadium Durham, N.C. Sept. 25, 2004

**DUKE 21**

**#23/23 MARYLAND 55**

DURHAM, N.C. — Vernon Davis tied a school record with three touchdown receptions and Maryland scored 38 unanswered points to earn a victory over Duke in its Atlantic Coast Conference opener played at Wallace Wade Stadium.

The Terps also tied a school record with 35 first downs, finishing the game with 100 offensive plays.

Sophomore quarterback Joel Statham passed for 362 yards and four touchdowns, completing 22 of 37 passes in the game. He also hit Rich Parson with a 25-yard touchdown pass late in the third quarter.

Sammy Maldonado finished with 99 yards and a touchdown rushing to lead the Terrapins' offense, which finished with a 685-185 edge in total offense.

Josh Allen, who had 87 yards rushing, and Mario Merrills, who finished with 42 yards, each added a touchdown on the ground for the Terrapins.

Maryland led 17-7 early in the second quarter when Duke went on its best offensive drive of the day. The Blue Devils went 65 yards in seven plays to set up a 6-yard scoring pass from Mike Schneider to Ben Patrick.

The Terps drove to the Duke 23 on their next possession, but John Talley intercepted a pass and went 85 yards for a touchdown that put the hosts ahead 21-17 with 8:46 remaining in the second quarter.

Maryland responded immediately, though, regaining the lead when Statham found Davis with a 12-yard scoring pass with 4:36 left in the half. Nick Novak hit a 47-yard field goal with 14 seconds left to give the Terps a 27-21 halftime lead.

On their opening possession of the second half, Maryland needed just six plays to go 79 yards, with the final 40 yards being a Statham-to-Davis scoring pass. Maryland went ahead 41-21 with 2:39 left in the third quarter when Statham hit Parson with a score.

The Terps got rushing touchdowns from Allen and Merrills in the fourth quarter.

Maryland finished the game with a 41:22 to 18:38 edge in time of possession.

Duke cut into an early 10-0 lead when Chris Davis went 94 yards for a touchdown on a kickoff return.

### Box Score

	1st	2nd	3rd	4th	OT	Final
MARYLAND (3-1,1-0)	10	17	14	14	-	55
Duke (0-4, 0-2)	7	14	0	0	-	21

#### First Quarter

MD - FG Nick Novak 20, 9:53

MD - Sammy Maldonado 1 run (Novak kick), 5:20

DU - Chris Davis 94 kickoff return (Matt Brooks kick), 5:08

#### Second Quarter

MD - Vernon Davis 29 pass from Joel Statham (Novak kick), 14:53

DU - Ben Patrick 6 pass from Mike Schneider (Brooks kick), 12:31

DU - John Talley 85 interception return (Brooks kick), 8:46

MD - Vernon Davis 12 pass from Joel Statham (Novak kick), 4:36

MD - FG Nick Novak 47, 0:14

#### Third Quarter

MD - Vernon Davis 40 pass from Joel Statham (Novak kick), 9:55

MD - Rich Parson 25 pass from Joel Statham (Novak kick), 2:39

#### Fourth Quarter

MD - Josh Allen 5 run (Novak kick), 12:37

MD - Mario Merrills 4 run (Novak kick), 6:30

	Maryland	Duke
First Downs	35	8
Rushes-Yards	60-277	27-83
Comp-Att-Int	25-40-3	8-19-1
Passing Yards	408	102
Return Yards	67	324
Punts-Average	1-32.0	6-41.8
Fumbles-Lost	3-0	4-3
Penalties-Yards	3-24	2-5
Sacks By-Yards Lost	3-17	1-5
Time of Possession	41:22	18:38

#### INDIVIDUAL STATISTICS

RUSHING - Maryland: Sammy Maldonado 23-99, Josh Allen 15-87, Mario Merrills 6-42, Joel Statham 7-24, J.P. Humber 6-17, Jordan Steffy 2-8, Drew Weatherly 1-0; Duke: Mike Schneider 8-28, Justin Boyle 10-22, Curt Dykes 4-17, Ronnie Drummer 3-14, Tim Ball 1-3, Team 1-minus 1.

PASSING - Maryland: Joel Statham 22-37-3-362, Ryan Mitch 1-1-0-12, Jordan Steffy 1-1-0-22, Sam Hollenbach 1-1-0-12; Duke: Mike Schneider 8-17-1-102, Curt Dukes 0-2-0-0.

RECEIVING - Maryland: Rich Parson 5-94, Steve Suter 5-53, Vernon Davis 4-101, Derrick Fenner 4-73, Jo Jo Walker 2-38, Drew Weatherly 2-22, Rob Abiamiri 1-16, Derek Miller 1-7, Sammy Maldonado 1-4; Duke: Corey Thompson 2-44, Tim Ball 2-19, Jomar Wright 1-18, Chancellor Young 1-8, Deonto McCormick 1-7, Ben Patrick 1-6.

#### MISSSED FIELD GOALS - None.

TACKLES - Maryland: Chris Kelley 5-3-8, D'Qwell Jackson 3-4-7, William Kershaw 3-2-5, Domanique Foxworth 4-0-4, Shawne Merriman 2-2-4; Duke: Malcolm Ruff 7-5-12, Alex Green 5-6-11, Kenneth Stanford 5-3-8, Giuseppe Aguanno 4-4-8, Eli Nichols 2-6-8.

ATT - 16,298. WEATHER - 68 degrees, mostly sunny.



## GAME 5

**Byrd Stadium  
College Park, Md.  
Oct. 9, 2004**

**#23/23 MARYLAND 7**  
**GEORGIA TECH 20**

COLLEGE PARK, Md. — Georgia Tech's Reggie Ball passed for 197 yards and a touchdown, while the Yellow Jackets' defense held Maryland to just 81 yards in total offense to earn an Atlantic Coast Conference victory over Maryland before a crowd of 52,733, the fifth-largest ever to see a game in Byrd Stadium.

The loss snapped a 13-game winning streak in Byrd Stadium for the Terps.

In the game, Maryland senior Steve Suter became the all-time leader in punt return yards in the Atlantic Coast Conference. Suter broke the record with his first return of the game, a 12-yarder in the first quarter.

P.J. Daniels gained 91 yards on 26 carries for Georgia Tech, including a 12-yard touchdown.

Maryland's offense was led by Josh Allen, who finished with 54 yards on seven carries. Ball found Nate Curry with an 11-yard scoring pass with 6:44 left in the second quarter, putting Tech ahead. The touchdown capped a nine-play, 77-yard scoring drive.

On the Jackets' next possession, they went 62 yards in eight plays to set up a 19-yard field goal by Travis Bell. Maryland's defense stiffened on that play, thwarting a first-and-goal at the Terrapin 5-yard line.

The 10-0 lead held up at halftime.

Daniels' scoring run came on Georgia Tech's opening possession of the second half and capped a 65-yard scoring drive that took five plays.

Tech added another field goal by Ball before Maryland got on the scoreboard in the fourth quarter. The Terrapins drove 63 yards in 12 plays to set up a 2-yard score by Sammy Maldonado with 11:28 left in the game.

Maryland's quarterback duties were shared by Joel Statham and Jordan Steffy, who entered the game with 6:17 left in the third quarter.

The Terrapin defense was led by D'Qwell Jackson, who finished with 16 tackles, and Chris Kelley, who added a dozen.

### Box Score

	1st	2nd	3rd	4th	OT	Final
Georgia Tech (3-2, 2-2)	0	10	10	0	-	20
MARYLAND (3-2, 1-1)	0	0	0	7	-	7

#### Second Quarter

GT - Nate Curry 11 pass from Reggie Ball (Travis Bell kick), 6:44  
GT - FG Travis Bell 19

#### Third Quarter

GT - P.J. Daniels 12 run (Bell kick), 10:06  
GT - FG Travis Bell 27

#### Fourth Quarter

MD - Sammy Maldonado 2 run (Nick Novak kick), 11:28

	Maryland	Georgia Tech
First Downs	10	16
Rushes-Yards	38-7	43-131
Comp-Att-Int	11-23-0	11-22-0
Passing Yards	74	197
Return Yards	126	83
Punts-Average	9-49.8	8-33.5
Fumbles-Lost	4-0	1-0
Penalties-Yards	8-69	8-62
Sacks By-Yards Lost	1-1	8-72
Time of Possession	28:26	31:34

#### INDIVIDUAL STATISTICS

RUSHING - Maryland: Josh Allen 22-102, Sammy Maldonado 14-84, Steve Suter 2-16, Joel Statham 8-minus 4; Northern Illinois: A.J. Harris 22-94, Garrett Wolfe 9-24, Josh Haldi 1-5, Phil Horvath 4-3, Adrian Davis 1-minus 2, Dan Sheldon 1-minus 6

RUSHING - Maryland: Josh Allen 7-54, Sammy Maldonado 15-23, Vernon Davis 1-minus 2, Jordan Steffy 8-minus 34, Joel Statham 7-minus 34; Georgia Tech: P.J. Daniels 26-91, Reggie Ball 14-43, Team 3-minus 3.

PASSING - Maryland: Joel Statham 6-14-0-36, Jordan Steffy 5-9-0-38; Georgia Tech: Reggie Ball 11-22-0-197.

RECEIVING - Maryland: Steve Suter 3-24, Derrick Fenner 3-13, Vernon Davis 2-28, Rob Abiamiri 2-15, Josh Allen 1-minus 6; Georgia Tech: Calvin Johnson 3-76, Levon Thomas 3-59, Nate Curry 3-42, Pat Clark 1-11, Jimmy Dixon 1-9.

MISSED FIELD GOALS - Maryland: Nick Novak 44.

TACKLES - Maryland: D'Qwell Jackson 4-12-16, Chris Kelley 6-6-12, Shawne Merriman 4-5-9, William Kershaw 1-6-7, Ray Custis 3-1-4, Henry Scott 0-4-4; Georgia Tech: 5-4-9, Dawan Landry 4-5-9, KaMichael Hall 5-3-8, Gerris Wilkinson 3-4-7, Eric Henderson 2-3-5, Travis Parker 2-3-5.

ATT - 52,733. WEATHER - 71 degrees, cloudy.



## GAME 6

**Byrd Stadium  
College Park, Md.  
Sept. 4, 2004**

**MARYLAND 3**  
**NC STATE 13**

COLLEGE PARK, Md. — NC State quarterback Jay Davis threw for 208 yards and a strong Wolfpack defense held Maryland to 91 yards in total offense to take an Atlantic Coast Conference victory over the Terrapins before a Homecoming crowd of 52,179 at Byrd Stadium.

The victory gave NC State its first win in the series between the teams in four seasons.

Davis completed 13 of 30 passes for the Wolfpack, including four for 46 yards to Richard Washington. Both defenses played well in the game, which saw NC State earn only 303 yards in total offense, including just 95 on the ground.

Maryland took the opening kickoff and marched down the field, but Nick Novak missed a 37-yard field goal to end the drive.

On its second possession, NC State went 40 yards in 10 plays to set up a 32-yard field goal by John Deraney with 1:14 left in the first quarter.

The Wolfpack went ahead 10-0 early in the second period when a 1-yard touchdown run by Reggie Davis capped a nine-play, 60-yard drive. He finished as NC State's leading rusher in the game, carrying 14 times for 45 yards after T.A. McLendon left the game early with a hamstring injury.

Deraney hit his second field goal of the game, a 49-yarder, giving NC State a 13-0 lead with 7:39 left in the third quarter.

Maryland got on the scoreboard early in the fourth quarter when Nick Novak hit a 40-yard field goal with 10:07 remaining in the game. The scoring drive was set up after NC State fumbled a punt on its own 28-yard line.

Maryland's kickers had strong days as sophomore punter Adam Podlesh averaged 45.2 yards on 11 punts, including a career-long 70-yarder, and Novak moved into a tie for seventh on the NCAA career scoring list with 371 points.

Junior defensive end Shawne Merriman had a career-high 16 tackles, including nine solo stops. He added a pass breakup and 1.5 tackles for loss.

### Box Score

	1st	2nd	3rd	4th	OT	Final
NC State (4-2, 3-1)	3	7	3	0	-	13
MARYLAND (3-3, 1-2)	0	0	0	3	-	3

#### First Quarter

NCS - FG John Deraney 32, 1:14

#### Second Quarter

NCS - Reggie Davis 1 run (John Deraney kick), 10:59

#### Third Quarter

NCS - FG John Deraney 49, 7:39

#### Fourth Quarter

MD - FG Nick Novak 40, 10:07

	Maryland	NC State
First Downs	5	18
Rushes-Yards	37-67	45-95
Comp-Att-Int	7-19-0	13-30-0
Passing Yards	24	208
Return Yards	59	61
Punts-Average	11-45.2	6-41.7
Fumbles-Lost	1-0	3-1
Penalties-Yards	9-66	8-70
Sacks By-Yards Lost	0-0	5-31
Time of Possession	28:31	31:29

#### INDIVIDUAL STATISTICS

RUSHING - Maryland: Josh Allen 16-44, Sammy Maldonado 11-37, Jordan Steffy 6-minus 5, Joel Statham 4-minus 9; NC State: Reggie Davis 14-45, Tramain Hall 3-24, Darrell Blackman 11-16, T.A. McLendon 1-9, Bobby Washington 8-5, Richard Washington 4-1, Jay Davis 1-minus 1, Team 3-minus 4.


PASSING - Maryland: Joel Statham 6-11-0-18, Jordan Steffy 1-7-0-6, Team 0-1-0-0; NC State: Jay Davis 13-30-0-208.

RECEIVING - Maryland: Derrick Fenner 2-20, Rich Parson 2-9, Vernon Davis 1-6, Lou Lombardo 1-minus 3, Josh Allen 1-minus 8; NC State: Richard Washington 4-46, Darrell Blackman 3-53, Lamart Barrett 2-27, Tramain Hall 1-27, T.J. Williams 1-24, John Ritcher 1-20, Reggie Davis 1-11.

MISSED FIELD GOALS - Maryland: Nick Novak 37; NC State: John Deraney 32, 51, 30.

TACKLES - Maryland: Shawne Merriman 9-7-16, Chris Kelley 6-5-11, D'Qwell Jackson 4-4-8, Gerrick McPhearson 4-3-7, David Holloway 2-4-6; NC State: Marcus Hudson 5-6-11, Pat Thomas 4-3-7, F. Aughtry-Lindsay 4-2-6, Raymond Brooks 3-1-4, John McCargo 2-2-4.

ATT - 52,179. WEATHER - 59 degrees, showers.



## GAME 7

**Frank Howard Field  
Clemson, S.C.  
Oct. 23, 2004**

**CLEMSON 10**  
**MARYLAND 7**

CLEMSON, S.C. — Reggie Merriweather dove into the end zone from two yards out for a touchdown with 23 seconds left that lifted Clemson to an Atlantic Coast Conference victory over Maryland at Frank Howard Field.

The touchdown by Merriweather put the Tigers ahead for the first time in the game, as Maryland had led since midway through the opening quarter.

The loss sent the Terps to their third straight defeat.

Justin Miller's 22-yard punt return late in the game set up the Tigers' final drive on their own 42-yard line. Charlie Whitehurst completed three passes and Merriweather gained 10 on a run to give Clemson a first-and-goal at the Maryland 7-yard line.

On third down, the Terps were called for a pass interference penalty in the end zone, giving Clemson a first down at the 2-yard line. Merriweather scored on the next play, giving the Tigers the lead.

A Maryland comeback bid ended on the Terrapins' next offensive play from scrimmage when Miller intercepted a pass from Joel Statham.

Maryland scored on its second possession of the game, cashing in a drive that was set up by a blocked punt by David Holloway. The Terp sophomore blocked a punt and the Terps opened a drive on the Clemson 17.

Six plays later, Josh Allen ran off right tackle for a 1-yard touchdown, putting Maryland ahead with 7:12 left in the first quarter.

Clemson scored on its final possession of the first half, going 73 yards in 18 plays to set up a 21-yard field goal by Jad Dean. The Terrapins' 7-3 lead held up until late in the game.

Maryland's defense again played well, holding Clemson to just 206 yards in total offense, including just 36 yards on the ground. The Terps allowed the Tigers just 3 of 16 third-down conversions and sacked Whitehurst five times.

D'Qwell Jackson had 16 tackles to lead Maryland, while Shawne Merriman had a quarterback sack, giving him at least one sack in Maryland's seven games this season.



## GAME 8

**Byrd Stadium  
College Park, Md.  
Oct. 30, 2004**

**MARYLAND 20**  
**#5/5 FLORIDA STATE 17**

COLLEGE PARK, Md. — Sophomore quarterback Joel Statham passed for 333 yards and a touchdown, also running for a touchdown to lift Maryland past No. 5 Florida State in an Atlantic Coast Conference game played before the fifth straight sellout of the season at Byrd Stadium.

The victory over the Seminoles was the first in 14 tries in the series. It also marked Maryland's first victory over a Top 5 team since 1983.

Statham completed 21 of 40 passes in earning his second 300-yard passing game of the season. Maryland was able to generate 387 yards in total offense and held a nine-minute advantage in time of possession over FSU.

Maryland scored on its first possession of the game, capping a 68-yard drive with a 43-yard field goal from Nick Novak. After Xavier Beitia pulled Florida State even at 3-3 late in the first quarter, Novak added a 45-yard field goal early in the second period to regain the lead for the Terrapins.

Statham completed passes of 35 and 33 yards on Maryland's next drive, leading to a 1-yard quarterback sneak by Statham that gave the Terrapins a 13-3 halftime lead. Statham's rushing touchdown capped a 68-yard drive and came with 7:58 left in the half.

Maryland got the second-half kickoff, but a Statham pass was intercepted by Antonio Cromartie, who went 40 yards with the return for a touchdown that brought Florida State within three points.

### Box Score

	1st	2nd	3rd	4th	OT	Final
<b>MARYLAND (3-4, 1-3)</b>	7	0	0	0	-	7
<b>Clemson (3-4, 2-3)</b>	0	3	0	7	-	10

#### First Quarter

MD - Josh Allen 1 run (Nick Novak kick), 7:12

#### Second Quarter

CU - FG Jad Dean 21, 0:09

#### Fourth Quarter

CU - Reggie Merriweather 2 run (Dean kick), 0:23

	Maryland	Clemson
First Downs	13	16
Rushes-Yards	37-83	40-36
Comp-Att-Int	14-31-2	14-31-0
Passing Yards	111	170
Return Yards	74	92
Punts-Average	7-40.6	9-40.0
Fumbles-Lost	3-0	0-0
Penalties-Yards	6-47	4-55
Sacks By-Yards Lost	5-37	3-15
Time of Possession	30:59	29:01

#### INDIVIDUAL STATISTICS

**RUSHING** - Maryland: Sammy Maldonado 11-39, Joel Statham 11-27, Keon Lattimore 4-11, Josh Allen 10-8, Team 1-minus 2; Clemson: Reggie Merriweather 17-60, Duane Coleman 9-27, Airese Currie 1-minus 6, Team 3-minus 8, Chansi Stuckey 1-minus 15, Charlie Whitehurst 9-minus 22.

**PASSING** - Maryland: Joel Statham 14-31-2-111; Clemson: Charlie Whitehurst 14-31-0-170.

**RECEIVING** - Maryland: Rich Parson 5-35, Derrick Fenner 4-35, Sammy Maldonado 1-14, Steve Suter 1-13, Jo Jo Walker 1-7, Vernon Davis 1-4, Drew Weatherly 1-3; Clemson: Airese Currie 5-89, Kelvin Grant 4-49, Michael Collins 1-14, Chansi Stuckey 1-7, Duane Coleman 1-4, La'Donte Harris 1-4, Reggie Merriweather 1-3.

**MISSED FIELD GOALS** - Maryland: Nick Novak 38.

**TACKLES** - Maryland: D'Qwell Jackson 9-9-18, Shawne Merriman 3-4-7, William Kershaw 3-4-7, Domonique Foxworth 5-1-6, Chris Varner 5-1-6; Clemson: Leroy Hill 4-6-10, Tramaine Billie 2-5-7, Nick Watkins 2-3-5, Maurice Fountain 2-3-5.

**ATT** - 78,000. **WEATHER** - 57 degrees, overcast.



Three plays later, though, Josh Allen took a swing pass and weaved his way through and around Seminole defenders for a 72-yard touchdown, giving Maryland a 20-10 lead with 11:55 left in the third quarter. The 72-yard gain was the Terrapins' longest single play of the season to that point.

Florida State came within three points midway through the fourth quarter when Chris Rix hit Chauncey Stovall with a 16-yard touchdown pass with 7:43 left.

The Seminoles missed two field goals in the fourth quarter in their attempt to come from behind.

D'Qwell Jackson had 11 tackles to lead a Maryland defense that held Florida State to a 3-for-15 conversion rate on third downs. The Terps got four sacks and a pair of interceptions against the Seminoles' offense.

## Box Score

	1st	2nd	3rd	4th	OT	Final
Florida St. (6-2, 4-2)	3	0	7	7	-	17
MARYLAND (4-4, 2-3)	3	10	7	0	-	20

### First Quarter

MD - FG Nick Novak 43, 9:21  
FS - FG Xavier Beitia 48, 2:38

### Second Quarter

MD - FG Nick Novak 45, 11:54  
MD - Joel Statham 1 run (Novak kick), 7:58

### Third Quarter

FS - Antonio Cromartie 40 interception return (Beitia kick), 12:58  
MD - Josh Allen 72 pass from Joel Statham (Novak kick), 11:55

### Fourth Quarter

FS - Chauncey Stovall 16 pass from Chris Rix (Beitia kick), 7:43

	Maryland	Florida State
First Downs	17	21
Rushes-Yards	38-54	23-50
Comp-Att-Int	21-40-1	22-51-2
Passing Yards	333	304
Return Yards	78	209
Punts-Average	8-45.0	6-41.8
Fumbles-Lost	2-1	0-0
Penalties-Yards	5-55	7-56
Sacks By-Yards Lost	4-26	2-9
Time of Possession	34:45	25:15

### INDIVIDUAL STATISTICS

**RUSHING** - Maryland: Jo Jo Walker 2-42, Josh Allen 13-23, Sammy Maldonado 12-21, Joel Statham 6-minus 5, Team 5-minus 27; Florida State: Lorenzo Booker 13-51, James Coleman 1-8, Wyatt Sexton 5-minus 4, Chris Rix 4-minus 5


**PASSING** - Maryland: Joel Statham 21-40-1-333; Florida State: Wyatt Sexton 14-30-2-164, Chris Rix 8-21-0-140.

**RECEIVING** - Maryland: Vernon Davis 6-99, Jo Jo Walker 4-36, Josh Allen 3-98, Rich Parson 3-16, Drew Weatherly 2-25, Sammy Maldonado 2-20, Dan Melendez 1-39; Florida State: Chauncey Stovall 5-67, Craphonso Thorpe 5-56, Dominic Robinson 4-81, Lorenzo Booker 2-23, Chris Davis 2-17, Paul Irons 1-24, Lorne Sam 1-15, Matt Henshaw 1-13, James Coleman 1-8.

**MISSED FIELD GOALS** - Florida State: Xavier Beitia 41, 52, 45.

**TACKLES** - Maryland: D'Qwell Jackson 8-3-11, Dominique Foxworth 5-1-6, William Kershaw 4-2-6, Chris Kelley 4-0-4, Ray Custis 3-1-4, Josh Wilson 2-2-4; Florida State: Travis Johnson 6-2-8, Ernie Sims 5-3-8, Pat Watkins 3-3-6, A.J. Nicholson 4-1-5.

**ATT** - 52,203. **WEATHER** - 66 degrees, mostly cloudy.



## GAME 9

**Scott Stadium  
Charlottesville, Va.  
Nov. 6, 2004**

**#12/13 VIRGINIA**

**16**

**MARYLAND**

**0**

CHARLOTTESVILLE, Va. — Alvin Pearman and Wali Lundy each surpassed the century mark on the ground to lead 12th-ranked Virginia to a victory over Maryland in an Atlantic Coast Conference football game played before a record crowd at Scott Stadium.

The shutout was the first in three seasons suffered by the Terrapins, a stretch dating back to the opening game of the 2001 season against Notre Dame.

Pearman gained 170 yards on 31 carries, while Lundy had 107 yards and a pair of touchdowns on 24 rushes. For the game, Virginia ground out 295 yards rushing and held the ball for more than 38 minutes in the game.

Maryland had three drives into Cavalier territory in the first quarter. On the third, the Terrapins failed to pick up a first down on a third-and-1 and a fourth-and-1 at the Virginia 14-yard line.

After the defensive stand, the Wahoos went on the first scoring drive of the game. They covered 86 yards in 13 plays to set up a 4-yard touchdown run by Lundy with 12:02 left in the second quarter.

On Virginia's next possession, the Cavs went 59 yards in 10 plays, with Lundy scoring from 15 yards out with 5:25 remaining in the half. Connor Hughes' extra-point kick bounced off the left upright, and Virginia held the 13-0 lead into halftime.

Virginia took the second-half kickoff and went 66 yards in 11 plays, setting up a 27-yard field goal by Hughes with 10:17 left in the third quarter.

That would be the final scoring in the game, as both defenses stiffened.

William Kershaw blocked a late field-goal attempt for the Terps, picking up his second blocked kick of the season. D'Qwell Jackson led Maryland in tackles for the third straight game with 16. Chris Kelley added 11 tackles, including three for losses and an interception, while Shawne Merriman had 10 tackles and a fumble recovery.

## Box Score

	1st	2nd	3rd	4th	OT	Final
MARYLAND (4-5, 2-4)	0	0	0	0	-	0
Virginia (7-1, 4-1)	0	13	3	0	-	16

### Second Quarter

VA - Wali Lundy 4 run (Connor Hughes kick), 12:02  
VA - Wali Lundy 15 run (kick failed), 5:25

### Third Quarter

VA - FG Connor Hughes 27, 10:17

	Maryland	Virginia
First Downs	7	26
Rushes-Yards	27-51	61-295
Comp-Att-Int	12-23-2	10-17-1
Passing Yards	163	114
Return Yards	138	57
Punts-Average	5-42.0	3-40.3
Fumbles-Lost	1-1	3-1
Penalties-Yards	4-35	0-0
Sacks By-Yards Lost	1-1	3-20
Time of Possession	21:19	38:41

### INDIVIDUAL STATISTICS

**RUSHING** - Maryland: Josh Allen 10-39, Joel Statham 7-13, Sammy Maldonado 5-8, Team 1-minus 2, Jordan Steffy 4-minus 7; Virginia: Alvin Pearman 31-170, Wali Lundy 24-107, Marques Hagans 6-18.

**PASSING** - Maryland: Joel Statham 10-17-2-115, Jordan Steffy 2-6-0-48; Virginia: Marques Hagans 10-17-1-114.

**RECEIVING** - Maryland: Vernon Davis 5-104, Derrick Fenner 3-22, Jo Jo Walker 1-19, Drew Weatherly 1-14, Rich Parson 1-7, Josh Allen 1-minus 3; Virginia: Tom Santi 3-33, Michael McGrew 2-21, Patrick Estes 1-27, Alvin Pearman 1-13, Wali Lundy 1-9, Heath Miller 1-8, Deyon Williams 1-3.

**MISSED FIELD GOALS** - Virginia: Connor Hughes 53, 35.

**TACKLES** - Maryland: D'Qwell Jackson 9-7-16, Chris Kelley 3-8-11, Shawne Merriman 6-4-10, Josh Wilson 3-4-7, Ray Custis 2-5-7, William Kershaw 2-5-7; Virginia: Andrew Hoffman 4-2-6, Ahmad Brooks 3-3-6, Tony Franklin 5-0-5, Darryl Blackstock 4-1-5, Marquis Weeks 4-1-5.

**ATT** - 63,072. **WEATHER** - 63 degrees, fair.



Maryland's 20-17 win over No. 5 Florida State was the program's first victory over a Top 5 team since 1983.



## GAME 10

**Lane Stadium  
Blacksburg, Va.  
Nov. 18, 2004**

**#15/15 VIRGINIA TECH**  
**MARYLAND**

**55**  
**6**

BLACKSBURG, Va. — Virginia Tech turned four first-half turnovers into a 41-3 halftime lead and went on to take a victory over Maryland in an Atlantic Coast Conference game played before a Thursday-night crowd at Lane Stadium.

On the first possession of the game, the Terrapins threw an interception that turned into a short-field drive, as Tech went 29 yards to set up a 1-yard touchdown run by Mike Imoh.

The next offensive play by the Terps resulted in a fumble that was recovered by the Hokies. This time, Imoh went over from six yards out, finishing a 17-yard drive that led to a 14-0 Virginia Tech lead just four minutes into the game.

Maryland's Nick Novak put the Terrapins on the board late in the opening quarter with a 42-yard field goal, his first of two field goals in the game. But Tech got a 35-yard pass from Bryan Randall to Jeff King for its third touchdown of the first quarter and a 21-3 lead.

Again, Maryland suffered an interception on its final possession of the first quarter, and Tech turned the opportunity into a 5-yard touchdown run by Justin Hamilton on the opening play of the second quarter. The score capped a 24-yard scoring drive.

Virginia Tech got its offense going later in the quarter, going on scoring drives of 74 and 62 yards to set up scores. The first ended in a 27-yard field goal by Brandon Pace, and the second was a 15-yard touchdown pass from Randall to Jared Mazzetta.

The Terps' fourth turnover of the period, an interception in the final minute, led to a 34-yard field goal by Pace as the first half ended.

Randall scored on a 1-yard run late in the third quarter, and Jimmy Williams intercepted a 34 yards for a score for Tech just a minute later.

Novak hit a 33-yard field goal for the Terps in the fourth quarter.

Derrick Fenner had a season-high seven catches for Maryland, while Steve Suter had six receptions. Reserve quarterback Sam Hollenbach came off the bench to complete 5 of 8 passes for 53 yards.

Despite the lopsided score, the Maryland defense held a strong Tech offense to just 376 yards. The Terp defenders were led by William Kershaw, who had 14 tackles.



## GAME 11

**Byrd Stadium  
College Park, Md.  
Nov. 27, 2004**

**MARYLAND**  
**WAKE FOREST**

**13**  
**7**

COLLEGE PARK, Md. — Sam Hollenbach threw for 164 yards in his first college start and Maryland's defense held Wake Forest to just seven points as the Terrapins closed the 2004 season with an Atlantic Coast Conference victory before 48,226 at Byrd Stadium.

Hollenbach, a sophomore making his first collegiate start, went 16-for-27 with no interceptions. Going 7-for-10 in the opening quarter, as the Terrapins took a 7-0 lead.

The Maryland defense was effective, holding the Demon Deacons to 272 yards in total offense, despite a 103-yard rushing effort by junior tailback Chris Barclay.

Maryland forced a crucial turnover by the Demon Deacons midway through the final period that preserved the victory. Wake Forest trailed 13-7 when Cory Randolph replaced starting quarterback Ben Mauk and drove the Demon Deacons to the Maryland 10-yard line. But the march ended when safety Chris Kelley forced a fumble at the 1 and the Terrapins recovered with 8:25 remaining.

Maryland then punted, and Wake Forest failed on a fourth-down try from the Maryland 27 with 4:06 to go. The Deacons' final drive ended before they reached midfield.

Nick Novak kicked two field goals for the Terrapins and finished his career with 393 points, most in ACC history and tied for fifth on the NCAA Division-I list.

Wake Forest's only touchdown came in the third quarter on a 28-yard drive following a Terrapin turnover.

The Terrapins led 13-0 in the third quarter when a Wake Forest punt hit a Maryland player and the Deacons recovered the fumble. That set up a 5-yard touchdown run by Barclay, and late in the quarter Jeremy Thompson blocked a 37-yard field goal try by Novak to keep the score at 13-6.

It was 13-0 at halftime, the first time this season the Demon Deacons were held scoreless in the first half.

After Ryan Plackemeier missed a 25-yard field goal for Wake Forest, Hollenbach directed an 11-play, 80-yard drive that produced the Terrapins' first touchdown. Hollenbach went 3-for-4 for 40 yards before Josh Allen scored on a 13-yard run.

In the second quarter, Hollenbach engineered a 13-play drive that produced a 22-yard field goal by Novak and a 10-0 lead with 2:27 left. Allen carried nine times for 43 yards during the march.

Maryland then forced a punt, and the Terrapins moved 34 yards in seven plays over 40 seconds before Novak kicked a 47-yard field goal as time expired in the half.

Allen gained 74 yards on 18 carries before leaving the game with an injury late in the half.

### Box Score

	1st	2nd	3rd	4th	OT	Final
MARYLAND (4-6, 2-5)	3	0	0	3	-	6
Virginia Tech (8-2, 5-1)	21	20	14	0	-	55

#### First Quarter

- VT - Mike Imoh 1 run (Brandon Pace kick), 12:21
- VT - Mike Imoh 6 run (Pace kick), 11:00
- MD - FG Nick Novak 42, 2:33
- VT - Jeff King 35 pass from Bryan Randall (Pace kick), 0:25

#### Second Quarter

- VT - Justin Hamilton 5 run (Pace kick), 14:56
- VT - FG Brandon Pace 27, 4:47
- VT - Jared Mazzetta 15 pass from Randall (Pace kick), 1:00
- VT - FG Brandon Pace 34, 0:00

#### Third Quarter

- VT - Bryan Randall 1 run (Pace kick), 1:54
- VT - Jimmy Williams 34 interception return (Pace kick), 0:23

#### Fourth Quarter

- MD - FG Nick Novak 33, 2:44

	Maryland	Virginia Tech
First Downs	14	22
Rushes-Yards	30-56	50-239
Comp-Att-Int	16-31-4	8-14-0
Passing Yards	141	137
Return Yards	108	180
Punts-Average	6-43.3	4-31.2
Fumbles-Lost	2-1	1-0
Penalties-Yards	11-89	8-75
Sacks By-Yards Lost	1-7	1-4
Time of Possession	30:32	29:28

#### INDIVIDUAL STATISTICS

**RUSHING** - Maryland: Sammy Maldonado 7-29, Mario Merrills 7-13, Joel Statham 1-6, Jordan Steffy 2-4, Keon Lattimore 3-4, Sam Hollenbach 1-2, Lance Ball 4-1, Steve Suter 2-0, Josh Allen 3-minus 3; Virginia Tech: Cedric Humes 18-85, Justin Hamilton 8-48, Bryan Randall 9-41, Mike Imkoh 7-35, John Candelas 8-30.

**PASSING** - Maryland: Joel Statham 8-17-3-70, Sam Hollenbach 5-8-0-53, Jordan Steffy 3-6-1-18; Virginia Tech: Bryan Randall 8-14-0-137.

**RECEIVING** - Maryland: Derrick Fenner 7-61, Steve Suter 6-69, Vernon Davis 1-8, Rich Parson 1-6, Keon Lattimore 1-minus 3; Virginia Tech: Jared Mazzetta 3-34, Jeff King 2-53, Josh Hyman 2-40, David Clowney 1-10.

**MISSED FIELD GOALS** - None.

**TACKLES** - Maryland: William Kershaw 6-8-14, David Holloway 3-6-9, Chris Kelley 4-4-8, D'Qwell Jackson 5-2-7, Ray Custis 3-2-5; Virginia Tech: James Griffin 3-2-5, Brandon Manning 2-2-4, Blake Warren 2-2-4, Aaron Rouse 1-3-4.

**ATT** - 65,115. **WEATHER** - 57 degrees, cloudy.

### Box Score

	1st	2nd	3rd	4th	OT	Final
Wake Forest (4-7, 1-7)	0	0	7	0	-	7
MARYLAND (5-6, 3-5)	7	6	0	0	-	13

#### First Quarter

- MD - Josh Allen 13 run (Nick Novak kick), 3:47

#### Second Quarter

- MD - FG Nick Novak 22, 2:27
- MD - FG Nick Novak 47, 0:00

#### Third Quarter

- WF - Chris Barclay 5 run (Ryan Plackemeier kick), 9:13

	Maryland	Wake Forest
First Downs	18	14
Rushes-Yards	47-131	46-149
Comp-Att-Int	16-28-0	10-22-0
Passing Yards	164	123
Return Yards	20	40
Punts-Average	8-39.8	8-43.1
Fumbles-Lost	3-1	1-1
Penalties-Yards	4-29	4-36
Sacks By-Yards Lost	6-33	4-27
Time of Possession	28:07	31:53

#### INDIVIDUAL STATISTICS

**RUSHING** - Maryland: Josh Allen 18-74, Sammy Maldonado 9-45, Mario Merrills 10-41, Team 3-minus 10, Sam Hollenbach 7-minus 19; Wake Forest: Chris Barclay 25-103, Ben Mauk 10-18, Kevin Marion 2-14, Chris Davis 3-9, Micah Andrews 2-8, Cory Randolph 4-minus 3.

**PASSING** - Maryland: Sam Hollenbach 16-27-0-164, Team 0-1-0-0; Wake Forest: Ben Mauk 6-14-0-54, Cory Randolph 4-8-0-69.

**RECEIVING** - Maryland: Derrick Fenner 5-67, Steve Suter 4-47, Jo Jo Walker 3-10, Rob Abiamiri 2-11, Vernon Davis 1-15, Josh Allen 1-14; Wake Forest: John Tereshinski 3-37, Chris Barclay 3-31, Kevin Marion 2-36, Zac Selmon 1-12, Nate Morton 1-7.

**MISSED FIELD GOALS** - Maryland: Nick Novak 37.

**TACKLES** - Maryland: Shawne Merriman 7-5-12, Chris Kelley 6-6-12, D'Qwell Jackson 2-9-11, William Kershaw 5-2-7, David Holloway 2-3-5; Wake Forest: Brad White 4-5-9, Josh Gattis 3-6-9, Patrick Ghee 3-5-8, Caron Bracy 3-5-8, Jonathan Abbate 1-6-7.

**ATT** - 48,226. **WEATHER** - 53 degrees, mostly cloudy.